



Volume 27
Number 3

WOODCHIPS 2021

3189 Mercier Kansas City, Kansas 64111

kcwoodturners.org

April
Challenge
Something
using metal

April
Demo

Check
our
website

Remember
to bid on
the art
auction.
It is on our
website.

Woodchips Staff
Editor:
Shaun McMahon

Photographer:
Ann Mellina

DEMONSTRATION

TIPS AND TRICKS

KCWT just always seems to outdo itself and this month was no exception. The demonstration for this month's meeting was provided by 15 members. Tips and Tricks referred to those ideas that come about as a result of trying to solve a problem, trying to make things easier, just trying to have more fun with turning.

The items shown were accompanied by a narrative which explained the origin of the idea and the kind of problem that was trying to be solved. They were incredibly interesting and all very usable.

To see them all, go to the website and view the meeting video.

Those members contributing were:

Ann Mellina, Daniel Deboise, Dave Stalling, Ed Jaszczak, Jerry James, Mark Inman, Mike Thomas, Kevin Neelley, Phil Sikes, Phil Royer, Rick Bywater, Rick Tucker, Stuart Shanker, Efi Kamara, Anthony Harris.





We had 11 members participate in The Challenge this month. The Challenge was to turn an item using multiple axes.

Those participating this month were:

**Ann Mellina, Daniel Duboise, Dave Stalling, Ed Jasczac,
Jack Karstens, Kris Cohan, Mike Thomas, Rick Bywater,**



We had 6 who contributed to Show and Tell this month:

Members showing and telling were:

**Ann Mellina, Dave Salling, Rich McCartney,
Rick Tuckerm, Anthony Harris, Mark Inman**

The Demonstration and all the items for The Challenge and Show and Tell can be seen in the meeting video available on our web site. Visit it!

WOOD SALE

What do you do with tons of wood? Well...on Friday 2/26/2021 you have a bunch of people from KCWT come in and set it up on tables for the sale. On Saturday 2/27/2021 many of the same people and a few others came in to help sell it. The sale ran from 9:00 to 2:00 and it was a huge success.

One of the things that was most interesting was that people seemed to be hanging around talking. Like socialization was as important as the wood. I know that those who were there helping out had a really good time.

It was totally organized by **Kevin Neelley** and he got the rest of the Board involved. There was, really, tons of wood and all of it just right for spindle turning. Or, if you are of a certain mind set, it could be cut up for segmenting. It could be glued and put together for cutting boards. Imagination ya know.



KCWT sold over 3000 pounds of wood and had as good time doing it. We met turners from other states who drove in for the event.

Thank you to all who helped. KCWT made some much needed money from the sale and we helped the owner of the wood as well.

There is some wood still left. As soon as the disposition of the rest of the wood has been determined we'll let you know.





Keep Turning with the AAW

Well...the AAW International Symposium will be virtual again this year. It's another Covid disappointment but for those of you who went virtually last year, you can remember how great it was. This year will, undoubtedly be even better.

2/25/2021 - The AAW Toolbox presented very valuable information regarding turning miniatures. If you have ever wanted to turn something REALLY small, this issue is a must read.

3/4/2021 - The AAW Toolbox presented information open Wearable Art and Jewelry Making. There are pictures, videos, and articles.

**WOODTURNING: A journey where
the learning and fun never end.**

Updating a bag filter Jet DC-1100 dust collector

By David Stalling

My search for a means to update my older Jet DC-1100 bag type dust collector led me to replace the bag filter with a canister type filter that reduces the particle emitted from the dust collector to 2-micron. The bag type filter removes only down to 40-50 micron and the really fine dust around the dust collector suggested an upgrade was needed.

I read the specs on the Jet canister type filter and my model DC-1100 unit was listed as compatible (Jet 708639B 2 Micron Canister Filter Kit), so I ordered one via Amazon (~\$350). Much to my chagrin, the filter needed a 20" base and my DC-1100 was 18" in dia. A call to the Jet service center confirmed that early DC-1100 were not compatible with the new filter and they offered no adapter.



Jet 708639B 2 Micron Canister Filter Kit

A quick assessment of my options led me to undertake making an adapter from a 24"x3/4" piece of plywood. I marked out an 17-3/4" circle inside a 20 1/4" circle. Using my band saw I cut the plywood to a rough 20-1/2" circle. I drilled a center hole for the wormwood screw adapter for my Stronghold 5" chuck and mounted the plywood out bound on the 1640 Oneway lathe. I turned the plywood circle to 20-3/16" diameter and then cut a 1/2" deep groove

making a 17-5/8" inner circle. I then widened that circle to 18-1/8" dia leaving a lip that would support the plywood ring on the 18" lip of the dust collector. I used a cutoff tool to cut the outer segment almost free and then cut the adapter free with a razor knife. The adapter was then secured the top lip of the DC-1100 cannister with 8, #6x1/2" long sheet metal screws. The adapter was then ready for the canister filter to set on. Total cost of the adapter material was ~\$16 for the plywood.



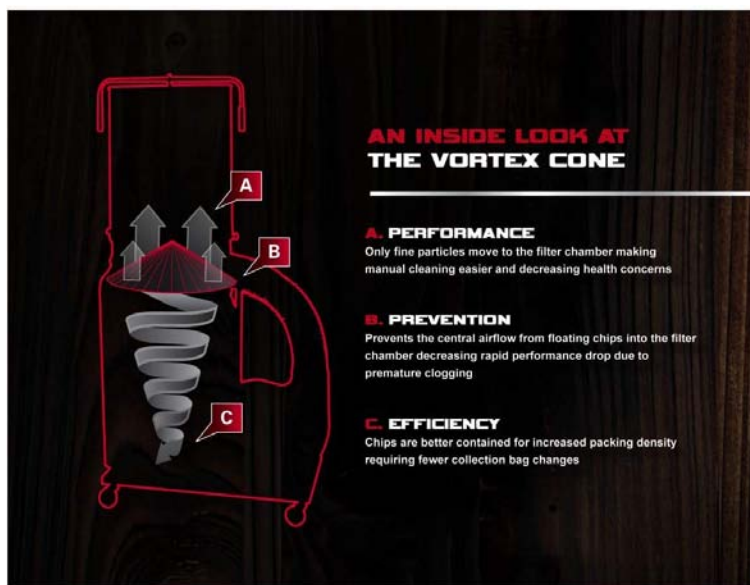
Adapter ring: 3/4" plywood 20-3/16"od.



Adapter ring in place with. Conical vortex mounted in the inlet section.



Filter cartridge mounted onto the adapter ring.



How the vortex functions

Vortex Addition: new Jet DC-1100 VX dust collectors have a vortex cone that separates dust from the incoming particles and keeps the cannister from loading up with chips. I created a similar sheet metal cone that should give the same vortex function as the new DC-1100 VX. It was 4" high and 16" in diameter. It was mounted in the dust collector using a 1-1/2" x11" long 3/16" bar.



Making a cone from a sheet metal circle segment the outer radius of the outer edge is 9" and the inner top radius was $\frac{3}{4}$ "; the partial section of the circle was 320 degrees. I used a spot welder to tack the edges of the metal together and two washers clamped the top edge.

Plastic Waste Bag Retainer Modification. The filter kit comes with a metal reinforced flexible retainer ring for retaining large plastic waste bags in the 20" DC-1100VX collector. The metal ring must be shortened 7-1/4" to fit the 18" diameter. The flat $\frac{1}{2}$ " ring is held together with two rivets that can be drilled out and two new holes drilled for new rivets. The outer heavy cloth can be separated at the rivet joint to gain access to the metal band. Cut the seam and then re-sew when shortened to fit.




THINGS YA JUST GOTTA KNOW

- No Sign-up Genius use anymore for Open Shop. We do wasn't those who come in for Open Shop to sign in at the door.
- We had as clean up on 3/6 and quite a few showed up to help. Lathes got fixed, vacuums got fixed, vacuums got used, and it looked great. Thanks for the help.
- Check your ETSY site: you can see all the items that members have donated to help KCWT. If you'd like to help, call Ann Mellina who manages the site.

EFI's SAFETY THOUGHT

If you are using a faceplate, make sure that you have really secured the wood to it.

Use a face shield and eye protection. No turning is small enough to think that nothing will happen.



Website Gallery

KCWT is updating photos in the Gallery on our website. We want more current pictures. **And, we want yours.** If you would like to have one or two of your best pieces shown in the gallery, send them and their information (size, wood, finish) to Kevin Neelley - treas@KCWoodturners.org.


You can also look at the images for some inspiration.



SET UP YOUR COMPUTER TO DONATE TO KCWT

You can support your club when you shop on Amazon. AmazonSmile will donate 0.5% of each sale to us and it doesn't cost you ANYTHING. All you have to do is use this link the next time you shop on Amazon: <https://smile.amazon.com/ch/51-0568355> Then choose Kansas City Woodturners Association as your charity of choice the first time you shop there. It's automatic the next times. Save this link and use it every time you shop Amazon.

KC Woodturners is a 501(C)(3) charity and we really appreciate your support



Please check our website (www.kcwoodturners.org) often and consider it your source for the most current information about club activities and events. It is also a comprehensive resource for all things woodturning. Bookmark it on your computer and create an App on your smart phone for quick, easy access anytime.

SOME TURNERS GET A REAL BANG OUT OF TURNING.

Ok, probably the worst pun in the history of turning but **David Burks** made these bowls for some shooters. The shooters are his nephews and they are skeet shooters who do their own reloading. The bowls are 9" in diameter but, as you can see, they are quite different. The bowl on the left has 20 gauge shells and requires a different depth and rim because of the size of the shell. The bowl on the right has 12 gauge shells.

The wood is Sycamore. He finished the bowls with sanding sealer because he didn't want to use anything that might change the color of the metal.



April Silent Art Auction

KC Woodturner and club vice-president **Mike Thomas** has donated one of his fine woodturnings to the KCWT April 12th 2021 Silent Art Auction. See the photos and description below. This sale supports your club and will hopefully be a great way to get member woodturnings into the hands of other members and the community.

This Silent Art Auction ends on Friday, 4/16/2021. Bids can be made between now and the end of the auction by email to <mailto:treas@kcwoodturners.org>. The highest bid will be posted on the KCWT website in the sidebar area. Bids will be shown as \$ amount and the last four digits of the bidder phone number: see www.kcwoodturners.org

Artist: **Mike Thomas**

Title: Half & Half

Dimensions: 8-3/8" diameter x 4" tall



Description by Mike Thomas: This bowl as made from a log recovered from Shaun McMahon's neighbor in Westwood, Kansas who felled a Black Cherry tree in his yard on December 10, 2018. I sectioned the log, split it along the pith and AnchorSealed it the next day.

I rough-turned this bowl in January, 2019 and was surprised to find that it contained a spalted section because the blank revealed no indication of it. Then, I AnchorSealed it and allowed it to air-dry in my shop for almost two years. It warped, as expected but did not crack or split.

I second-turned it in October, 2020 revealing the spalting in almost half of it, hence the name. It yielded a handsome 8 3/8" x 4" utility bowl. It's finished with two coats of fully-cured Danish Oil and is food-safe.

You would be hard-pressed to find a more attractive and durable utility bowl for your collection and it could quickly become your best friend for late night popcorn, chips, pretzels or whatever you like to snack on. Bid online early and often on this unique item to help support your club and add to your woodturning art collection.





CHRISTMAS IS JUST AROUND THE CORNER

Yup, it really is from a woodturning point of view and a KCWT perspective.

That needs some explanation. Mike McCauley of the Guild and Shaun McMahon of KCWT have been given the go-ahead by their respective Boards to pursue a Christmas sales event.

Covid changed quite a few things for both organizations. All our outside activities for 2020 were cancelled and, so far, many for 2021. Our outside activities encourage and allow for a lot of public activity and are enthusiastically embraced by the collective memberships. They are fun. They allow us to show our stuff. They enable us to demonstrate and promote activities which we are excited about and proud of.

This Christmas activity will give both the Guild and KCWT an opportunity to recover some of those things. With vaccines and the lowering of restrictions there is a real possibility for an event to occur in the latter part of November this year; we are hopeful.

In order for it to happen, we want and need assistance in making the plans and carrying out the activities which will make it a reality. The planning will start soon and one of the great things about this event is that so many members of the Guild and KCWT can be involved.

Every member of KCWT and the Guild can help by making items (especially Christmas themed) that the clubs can sell as this is also a fundraising activity for both.

There will NOT be a lot of meetings and, with lots of help, not a lot of work, but a great deal of fun.

As always, KCWT needs you. You are what makes KCWT special. Your membership, your interest, your turnings, your experience, your participation, and your enthusiasm make KCWT what it is.

Please help with this event. We need planners, workers, turnings, ideas, and support.

When you've decided you want to assist in this endeavor, please call Shaun McMahon or send



KANSAS CITY WOODTURNERS BOARD



**President
Kris Cohan**
913-579-9152
pres@KCWoodturners.org



**V. President
Mike Thomas**
86/835-0900
VP@KCWoodturners.org



**Treasurer
Kevin Neelley**
913-424-5691
treas@KCWoodturners.org



**Secretary
Shaun Q. McMahon**
913-908-0245
editor@KCWoodturners.org

At large Board Members



Ann Mellina
817-905-2040



Ed Jasczac
913-269-8133



Sue Bergstrand
816-363-5465



Anthony Harris
913-648-2027



Mark Inmon
816-368-1775



David Stalling
913-441-1411



Woodcraft Supply
8645 Bluejacket Rd.
Lenexa, KS 66214
(913) 599-2800

Store Hours

Mon, Tues, Wed, Fri 9 am—7 pm
Thurs 9 am—9 pm
Saturday 9 am—6 pm
Sunday 9 am—5 pm

As a member of KC Woodturner, you receive a 10% discount except for on sale items and power tools. Make sure you present your KC Woodturner Card.

Craft Supplies
1287 E 1120 South
Provo, Utah 84606
1-800-551-8876



Jeff Edemann offers KCWT members 10% off all items except sale items and power tools. Ask Jeff about any discount on power tools.



816-892-3398
800-456-2148
Fax 816-753-0250
3001 Southwest Blvd.
Kansas City, MO 64103-3616

10% discount on lumber and supplies to all KC Woodturners Chapter members when you present your membership card!



KLINGSPOR
The Most Sanding Power for Your Money Since 1893!

