

WOODCHIPS 2020

**Volume 26
Number 10**



3189 Mercier Kansas City, Kansas 64111

November Challenge

Make a goblet

November Demo

John Beaver-
Zooming on
Segmenting

**Remember
to bid on
the art
auction.
It is on our
website.**



DEMONSTRATION

This month's demonstration was provided by **David Bartlet** who showed how he makes an Irish Wedding Goblet. If you want to review the process or you missed the meeting, you can find the video on our website and on our YouTube channel.



The Challenge was to make a pen. Those who participated: **Ann Mellina, Anthony Harris, Dan Carlson, Dave Stalling, Ed Jasczak, Kevin Neelley, Kris Cohan, Larry Settle, Linda Carlson, Mike Thomas, Phil Sikes, Shaun McMahon, Sue Bergstrand, Mark Turner, Chris Tusio, Mark Inman, Bill Paullo, and Chuck Levinson.**



The Show and Tell participants were: **Anthony Harris, Dave Stalling, Kris Cohan, Mike McReynolds, Mark Inman, Larry Settle, and Chuck Levinson.**

**All the items can be seen in
the meeting video available
on our web site.**

Woodchips Staff
Editor:
Shaun McMahon

Photographer:
Ann Mellina

NOVEMBER SILENT ART AUCTION

Ed Jaszczak has kindly donated this beautiful Open Segment Bowl to the KCWT November 9th 2020 meeting Silent Art Auction. This sale supports your club and will hopefully be a great way to get member woodturnings into the hands of other KC Woodturners members and the community.

Pre-auction bids can be made before the last day of this auction (November 13th) by email to <mailto:treas@kcwoodturners.org>. The highest pre-auction bid will be posted on the KCWT website in the sidebar area. Bids will be shown as \$ amount and the last four digits of the bidder phone number: see www.kcwoodturners.org

The highest pre-auction bid for Ed's bowl is \$100 by 1169. Please bid up this bowl, although I'm sure 1169 would love to have it for this price.



Artist: **Ed Jaszczak**


Title: Open Segment Bowl

Dimensions: 10" diameter x 7" tall

Woods Used: Walnut and Maple


Description: The bowl is made up of alternating rings of maple and walnut. The walnut rings are $\frac{3}{4}$ " thick while the maple rings are $\frac{3}{8}$ " thick. There is a $\frac{3}{8}$ " gap between each of the segments.

Finish: Walnut oil



I've been making bowls, pens, boxes, etc...I needed something new. I was looking through Youtube videos for some ideas. About five months ago and stumbled across a video from Rod Humphrey. He was using a router and cutting a grape pattern in the bottom of a bowl, pouring resin in it, and turning the bowl. When he was done, the grape pattern was on the inside of the bowl...I was inspired. I had never seen that done before and wanted to try it. I watched every video he did with that technique.

Now for some quick back story:



I built my own CNC machine from scratch about 10 years ago but, the software to run it was expensive and funds were not in the cards at the time. Fast forward to five months ago. **Yes...the CNC sat that long without using it!**

After seeing the videos, I thought...I have a CNC...I love making bowls...I wanted to try to do what Rod did...all I need is some software and resin.

Well, I got the software and learned how to use it, found a pattern I liked, and did several test runs on some scrap wood. Once I was sure the CNC still worked, I was ready to try it.

I cut a 16" blank of Cottonwood, turned it so the front and back were flat, shaped the outside of the bowl. I created a rose pattern in the software, mounted the blank in in the CNC and hit the run button. I filled the pattern with resin, mounted it on the lathe and hollowed out the inside. (steps are simplified LOL) PRESTO!!!



Since my first attempt, I also made a Sun / Moon bowl of 15" Cottonwood.




Now I (and my wife) have many ideas....

I started making 11" Maple platters...The rose is 11" Maple platter with 2" Walnut segmented boarder.



And I've made a couple of sun catchers (think, wooden stain glass)...again 11" Maple



The possibilities are endless...(evil laugh Ha, Ha Ha) !

Steve Mehl

All,

The KC Woodturners Association is going to have a TOOL SALE in the clubhouse parking lot on Saturday, October 17th 9:00am to 2:00pm. Very few items will be priced. This is NOT an auction. Make us a reasonable offer for an item or a pile of items and we will either accept it or counter offer. We want to sell everything if possible. There is lots of turning wood and small boards. There are lots of tools. Much of the items are woodturning related but there lots of woodworking tools, like planes and levels. Click on this link to see photos of the items and item lists: [Click Here](#)

None of this is junk. For example, there is a (new in box) Veritis medium shoulder plane that lists for \$209 which is one of the few things that will have a price tag on it (\$50).

You must wear a mask and practice social distancing.

These items were donated by **Sandi Speier** and belonged to her husband **Bob Speier**, who passed away earlier this year.

If you have any questions, call a member of the Board



FREEDOM PENS

Mark Inman brought the idea of the Freedom Pens Project to the Board a number of months ago and the Board agreed with his idea. Two Hundred pens were ordered and all the kits were given out. The completed pens **MUST** be brought back to KCWT by October 31st. Sure it's Halloween. We don't really care how you get the pens back. Have your favorite witch or goblin swoop in with them but please, get them back to us so we can complete the project by getting the pens to American service personnel.

That week the shop will be open on Wednesday 10/28, Thursday 10/29 - both in the evenings, and on Saturday 10/31 in the morning and early afternoon toll about 1:00. Please remember to wear your masks when you come into the shop.

Even if you didn't get a kit but want to donate a pen, or more, to the project, we will be delighted to accept your gift.

Turning is at it most fundamental level, fun, and a great way to introduce it to others is with a sense of humor. Mark took full advantage of that when someone returned something.



I loaned this guy a router a few months ago and he just now remembered to bring it back, the cost of a loaning a router out that long was making a pen.

He even went door to door in his neighborhood and found two people / families to turn a pen. Had one family over and a total of 5 took turns to make a pen.

One of the kids was very proud of his work and even video chatted his dad in the shop.



I finally got my lathe and sharpening station set up at home and made some pens. I decided to take some Walnut I have hanging around my shop to test out my setup before turning the three "Freedom Pens" after turning one at the club and watching the pen demo. I finished each pen with sanding sealer, EEE Paste Wax and Mylands Friction finish as I prefer the feel of it over CA. I also like the slightly fatter gripping end as it sits more comfortably in my hand. There is still a lot of improvement, but feels like a good start.

I'm not sure what wood one of the pens is.. maybe Ash? The others are Mopani, Maple and Walnut. I turned the pens for the Freedom Pen Project.

Chris Tuso

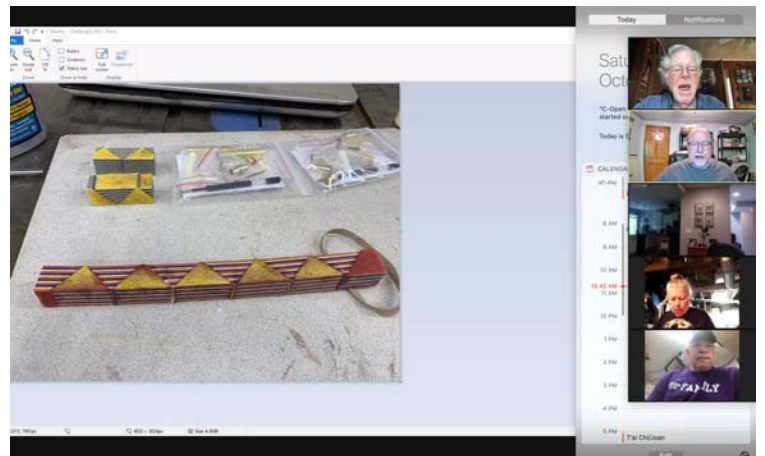
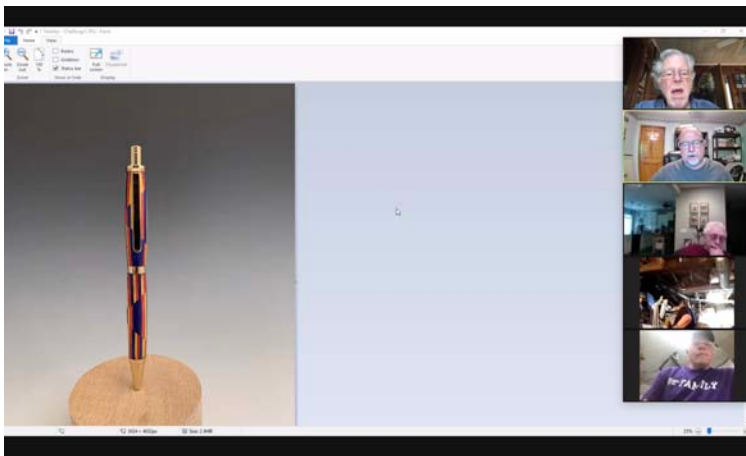


SPEAKING OF PENS

During our regular Zoom Saturday KCWT Meeting **Kevin Neelley** showed on of the pens he made recently.

Segmented, of course. A fascinating effect and he willingly shared the process he used to turn the pen. There is no telling what topics will come up during the meeting or what participants will show.

If you haven't participated in one, you are really missing a lot.



David Burks

I realize that the project below isn't all woodturning. It was an eyesore I planned to correct eventually. The pandemic allowed for the spare time to take care of it.

I decided the condition of my and our neighbor's mailboxes were in such terrible shape that they required replacement. They were more than fifty years old. New boxes were purchased. Ipe was chosen for the support base. The ornament to hold the USA flag is Oak, Hedge, and Ipe.

This ornament will change depending upon the holiday season.



THINGS YA JUST GOTTA KNOW



Efi's **SAFETY FIRST** Minute

Efi reminded everyone to be aware and conscious when turning. **Dan Carlson** chimed in with an incident he was involved in where he wasn't as aware as he should have been, was in the line of fire when he turned on the lathe and the piece came apart and injured him. It came apart as he didn't use the right kind of glue in repairing cracks.

- ★ Due to a lack of interest, the Holiday Mart Fund Raiser has been cancelled.
- ★ Open Shop continues, Use Signup Genius, Please clean up before you leave and report any maintenance issues.
- ★ October 31st is the Freedom Pen Project drop off. Please bring them to the Open Shop from 9:00 to Noon
- ★ Parking Lot Sale, October 17th from 9:00AM to 2:PM. All items donated by Sandi Spier. There are some really good tools, wood, and other ancillary items. All benefits go to KCWT.
- ★ There are lots of support opportunities for those looking to be more involved with KCWT.
Ann Melling wants help with the ETSY site
Shaun McMahon looking for help with Woodchips
You can also volunteer to be on the KCWT Board as a member at large
- ★ Anthony Harris will be holding a beginners spindle turning class in early December. More details will be coming soon.

Dear members,

Here is your chance to get your work in front of the entire KCWT membership and, perhaps, even more.

During this Covid period you may have been spending more time in your shop. You may have been trying new things. You may have been expanding your skills in a particular area. We, the KCWT Board, are inviting you to take a picture of one of the items you have produced since April 2020. Then tell the story of your piece in less than 100 words;

How you came to turn this particular piece:

The wood; where you got it

What you turned it with - the tools

The finish and why this finish

What you learned

How you feel about the piece

Then send the picture (a JPG) and the story (Rich Text Format is best-RTF) to Shaun McMahon at sec@kcwoodturners.org.

These pictures and stories will then be put into Woodchips so that the members will be able to see what has been going on during the time we have not been able to meet. ALL members and ALL skill levels are encouraged to participate.

You have till the end of September in which to get your picture and accompanying story to Shaun. We hope to fill Woodchips with your work. Thank you in advance.


KCWT Board

Website Gallery - KCWT is going to update the photos in the Gallery on our website. We want more current pictures. And, we want yours. If you would like to have one or two of your best pieces shown in the gallery, please bring them to a meeting and we will photograph them for you. We also need some information about the piece(s) - wood, any story associated with it, your name, anything that you think pertinent. If you can't bring item(s) to a meeting you can bring them to Open Turning but let Kevin or Shaun know in advance that you are coming.

We are all busy during the year and it helps to know what's around the corner. Here is an expanded version of the events that KCWT is participating in during 2020. This is not ALL inclusive as there will probably be more events added during the year. The Board will try to keep you informed about what is in the works. We hope that you will do some of your planning to include these events and activities. KCWT is a completely volunteer organization and we really do need your help.

Volunteering has some tangible benefits: it helps counteract the effects of stress, anger, and anxiety; combats depression; makes a person happy; increases self confidence; provides a sense of purpose.

amazonsmile
You shop. Amazon gives.



To set up your computer to donate to KCWT:

You can support your club when you shop on Amazon. AmazonSmile will donate 0.5% of each sale to us and it doesn't cost you ANYTHING. All you have to do is use this link the next time you shop on Amazon: <https://smile.amazon.com/ch/51-0568355> Then choose Kansas City Woodturners Association as your charity of choice the first time you shop there. It's automatic the next times. Save this link and use it every time you shop Amazon. I do all my shopping at AmazonSmile and I have made Kansas City Woodturners my charity of choice. KC Woodturners is a 501(C)(3) charity. So far, the AmazonSmile donations to your club have been tiny, but every bit helps. **Kevin Neelley**

Here is the link again: <https://smile.amazon.com/ch/51-0568355>

Please check our website (www.kcwoodturners.org) often and consider it your source for the most current information about club activities and events. It is also a comprehensive resource for all things woodturning. Bookmark it on your computer and create an App on your smart phone for quick, easy access anytime.

AAW

AMERICAN ASSOCIATION
OF WOODTURNERS

WE ARE TEACHING THE WORLD TO TURN

Keep Turning with the AAW

AAW

AMERICAN ASSOCIATION
OF WOODTURNERS

WE ARE TEACHING THE WORLD TO TURN



From the AAW toolbox...

Recent articles from the AAW which have appeared online recently have to do with

Surface decoration
Pen Making

**WOODTURNING: A journey where
the learning and fun never end.**

Live Online Event

David Ellsworth

Natural-Edge Bowl

October 24, 2020
3 p.m. Eastern Time

- All experience levels are welcome.
- Live online demonstration will be approximately 90 minutes followed by Q and A.

Join us online for an exclusive rendezvous with [David Ellsworth](#), an AAW founding member and first Honorary Lifetime Member. You'll see green wood turning with an emphasis on the basics, from log to finished bowl, all from the keen perspective of a world-renowned woodturning master. David will use the Ellsworth Signature Gouge to demonstrate:

- Mounting and balancing a half-log on the lathe
- Roughing, slicing, and backward shear-scraping cuts
- Interior finishing cuts
- Jam-chucking
- Sharpening

Cost: \$10 members, \$30 nonmembers/former members

- Registration is open through Friday, October 23 at noon Eastern time.
- Members, please sign in to receive the reduced member rate.

KANSAS CITY WOODTURNERS BOARD



President

Kris Coyan

913-579-9152

pres@KCWoodturners.org



V. President

Mike Thomas

86/835-0900

VP@KCWoodturners.org



Treasurer

Kevin Neelley

913-424-5691

treas@KCWoodturners.org



Secretary

Shaun Q. McMahon

913-908-0245

editor@KCWoodturners.org

At large Board Members



Ann Mellina

817-905-2040



Ed Jasczak

913-269-8133



Sue Bergstrand

816-363-5465



Anthony Harris

913-648-2027

Mark Inmon

816-368-1775



Woodcraft Supply

8645 Bluejacket Rd.

Lenexa, KS 66214

(913) 599-2800

Store Hours

Mon, Tues, Wed, Fri 9 am—7 pm

Thurs 9 am—9 pm

Saturday 9 am—6 pm

Sunday 9 am—5 pm

As a member of KC Woodturner, you receive a 10% discount except for on sale items and power tools. Make sure you present your KC Woodturner Card.

Craft Supplies

1287 E 1120 South

Provo, Utah 84606

1-800-551-8876



Jeff Edemann offers KCWT members 10% off all items except sale items and power tools. Ask Jeff about any discount on power tools.



816-892-3398

800-456-2148

Fax 816-753-0250

3001 Southwest Blvd.

Kansas City, MO 64103-3616

10% discount on lumber and supplies to all KC Woodturners Chapter members when you present your membership card!



KLINGSPOR

The Most Sanding Power for Your Money Since 1893!

