

Woodchips 2020

**Volume 26
Number 7**



3189 Mercier Kansas City, Kansas 64111

August Challenge

Two axis offset
turning having Botha
circular base
supporting a tilted
form
OR
A thin walled shape
with grooves

August Demo

Mike Mahoney will
be doing a live
stream (Zoom)

demonstration

**Remember
to bid on
the art
auction.
It is on our
website.**

Woodchips Staff

Editor:

Shaun McMahon

Photographer:

Ann Mellina

Contributors

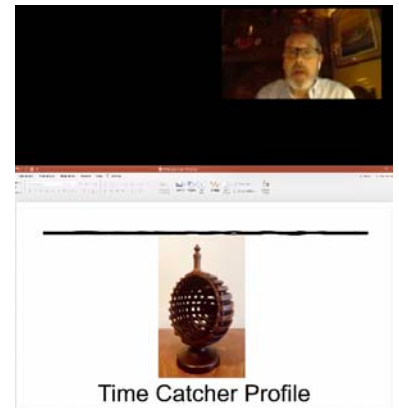
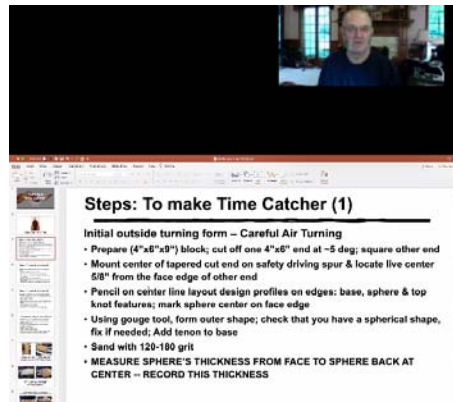
Anthony Harris
Larry Dice

DEMONSTRATION

David Stalling demonstrated how he turns his Time Catcher. B The video is on the website .

Jack Karstens and David have been working on this. Jack explained the video setup.

David put together a slide how illustrating all he steps in the process.



THE CHALLENGE

The challenge was to turn an item and have some surface decoration on it. Those who participated in the challenge were:

Linda Carlson
Dan Carlson
Ann Mellina
Mike Thomas
Marc Turner
Anthony Harris
Efi Kamara *****
Kris Coyan

***** Won the Challenge

SHOW AND TELL

Mike Thomas-wet Elm blank
Sue Bergstrand -Memosa bowl
Anthony Harris -a hollow form out
of finished with linseed oil
David Stalling - shake oak
shallow bowl, about 14 inches

THINGS YA JUST GOTTA KNOW



Efi's **SAFETY FIRST** Minute

Lathe safety video talking about RPM, faceplate, tool rest use, no jewelry, roll up leaves, face shield, safety glasses, due mask, check out YouTube.

Announcements

Open shop continuing with online signup

If you do use the shop, please clean up

Kevin has set up an Amazon Signup opportunity. Information is in Woodchips

Freedom Pens - kits will be available at the club house starting August on Saturdays. We'd like the pens back by September 12th.

Looking for club members to help in a variety of areas: helping with the Etsy site, Woodchips

Mark Inman is making a pressure pot available for club use. You can get it during Open Shop on Saturdays.

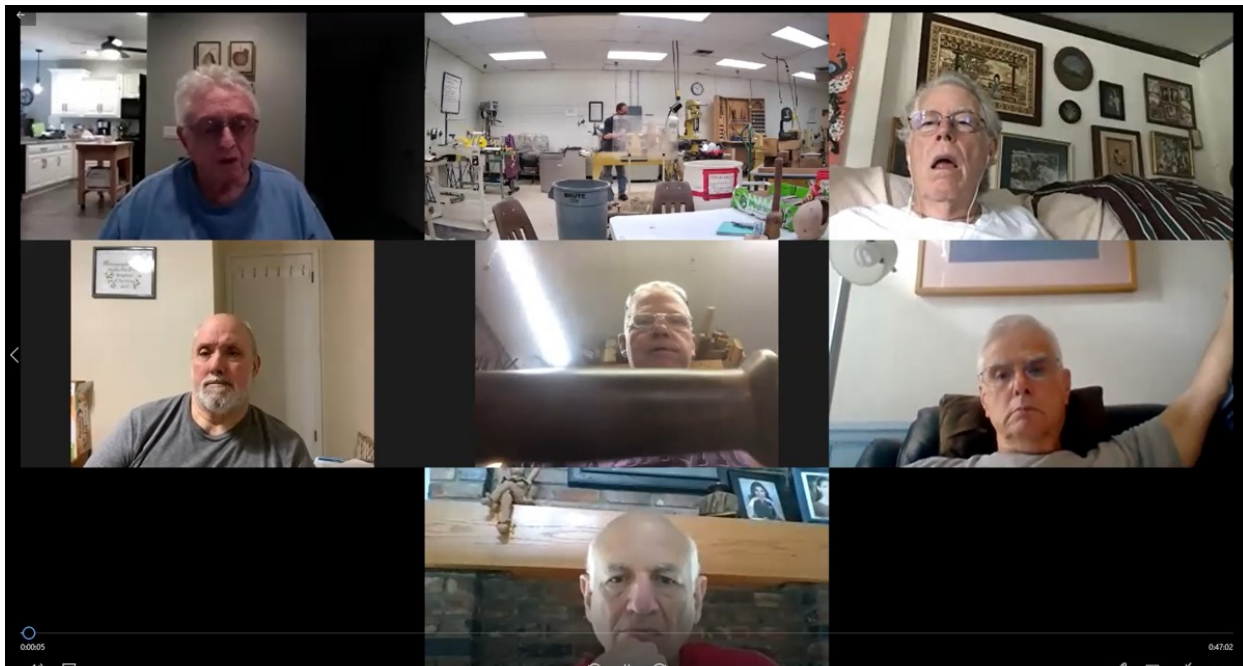
Setting up a Christmas sale to be held at the shop in conjunction with the Guild

Silent Auction in July - Kris Coyan donated the piece, August is Rick Bywater

August live stream demo by Mike Mahoney-an overview of a lot of things

Saturday Zoom Open Shop

The Covid thing is pushing all sorts of creative boundaries. When our shop needed to close the idea was mentioned that we could meet via Zoom. **Kevin Neelley**, with the help of **Jack Karstens** and **Efi Kamara** figured out how to do it and it happens every Saturday morning starting at 1000. Some of the attendees have been rather regular and other have been dropping in when they can. Some stay the whole time and others come in for briefer amounts of time.



Sunday School looks a bit different these days. Some KCWT members met for years at the Woodcraft store. When the pandemic hit the store closed and that threw a wrench into the event. Not wanting to stop getting together, woodturning creativity kicked in and a new meeting place was suggested and is being used. The gathering takes place outside and all the social proprieties are being used. After all, woodturners like getting together and sometimes woodturning is actually discussed among other things.



Three guesses as to who took the pictures. The first two don't count.



August Silent Art Auction

KC Woodturner Rick Bywater has donated his exotic Japanese Cherry Burl with iridescent epoxy woodturning to the KCWT August 10th 2020 Silent Art Auction. See the photos and description below. Each month, there will be a Silent Art Auction with a piece donated by a different KCWT artist. This sale supports your club and will hopefully be a great way to get member woodturnings into the hands of other members and the community.

Pre-auction bids can be made before the August meeting by email to <mailto:treas@kcwoodturners.org>. The highest pre-auction bid will be posted on the KCWT website in the sidebar area. Bids will be shown as \$ amount and the last four digits of the bidder phone number: see www.kcwoodturners.org



Artist: Rick Bywater

Title: Japanese Cherry Burl / Epoxy Vessel

Dimensions: 4-1/2" diameter x 6-1/2" tall

Rick's Description: This vessel is from a termite-infested piece of ornamental Japanese cherry burl that Southwest Airlines would not allow me to check on the plane because it really was terminate infested. Several months later it arrived by car from Portland, Oregon.

The termites had a feast! It took me several years to figure out how to use epoxy which compliments the wood and fills the voids.

Working primarily with pine cones it was easy to shift over to burl. Pouring three colors of epoxy with the vessel upside down produced a solid rim needed for stability when turning the vessel.

This piece is signed and was completed in 2020. This wood has had quite a journey from NE Portland to Olathe, Ks and now to your home. Please bid high! This auction is currently the only resource our club has for generating additional funds due to Covid-19.



Anthony Harris – The Epsilon Eridani Skitter

Anthony Harris shares this unique piece all the way from outer space which also includes a hidden box in the creature's belly

This is the second of the animals recently discovered on the innermost planet circling the Epsilon Eridani star. You may not know of the recent return of the first probes to this star system and the cargo that they brought back. An uncle's brother-in-law snuck it out to me and I have been taking care of it.

I lost this critter briefly when it first arrived at my house through carelessness in handling the transport container's lid. Zip! This thing was quick! It came out of its box faster than I could blink. It used ceilings and walls just like they were flat ground.

One of only three examples of extra-terrestrial life, that I was responsible for, was loose in my front room. I chased after it, but it just vanished. I kept hearing something moving around in the house. The cat was pretty freaked out. I hoped that this guy would show itself, but I could not find it for anything.

I put out some live traps but all I caught was a couple of mice. Finally, I glued a thick piece of polystyrene to a 4 x 8 sheet of plywood and then spread some raspberry jelly and peanut butter on the foam. The next morning I found this guy with his legs stuck in the foam.

The cat was watching it from a couple of feet away. They must have reached some kind of a detente because neither one of them was moving. The Skitter turned irate when it saw me, though. It started whipping that tail around, and I was afraid to pick it up. I tried to stick the cat on it; he wasn't having any of that. I finally made a net out of a mesh bag.

I got the Skitter into a cardboard box, but it kept running around and poking holes in the sides. A couple of minutes of that and I started seeing daylight through the box.

Quick as I could, I slipped some

crackers with raspberry jelly and peanut butter on them into the box. I guess it gorged itself. It calmed down enough, at any rate, that I was able to get it into a wire cage.

There is a group in my local turning club who goes on binges where they will make variations on a given object for a few weeks or months and show them off at gatherings. They started making ants at one point. So, I figured if we are going to be making bugs, lets make some BUGS! I made three variations: the Strider, Skitter, and the Flame-ended Scroot.


My bugs didn't look like anything from around where I lived, so I figured that they must be immigrants. Epsilon Eridani, at the time I made the bugs, was the closest star which it was considered might have a planet with an earth-like environment.

Have you ever heard of the saying, "To a man holding a hammer, the world looks like a nail." Well, I am a box maker. If you carefully reach in between the Skitter's legs, and you best be real careful, you can unscrew its belly. I am a thread chaser. The Skitter can be disassembled into eight pieces and fits into a pretty small box. It is great fun, for me, at least, to dump its components out of a box and put it together in front of someone.

The Skitter is made of a giant palm nut, African blackwood (*Dalbergia melanoxylon*) and African porcupine quills. The quills are just amazing objects. They are very light, but oh so strong due to their inner structure. They are made out

of keratin; the same stuff as fingernails and hair. There is no way they would take a thread. The quills are glued into small African blackwood sockets which then thread into the palm nut. 20tpi threads on the quill sockets and 16 on the box's lid. I boiled the tail and then used a heat gun to bend it. ●

Email: anthony@acmewoodturning.com
Web: www.acmewoodturning.com



'The Epsilon Eridani Skitter', giant palm nut, African blackwood (*Dalbergia melanoxylon*) and African porcupine quills, 405mm tall x 150mm dia.

PHOTOGRAPH BY ANTHONY HARRIS

Website Gallery - KCWT is going to update the photos in the Gallery on our website. We want more current pictures. And, we want yours. If you would like to have one or two of your best pieces shown in the gallery, please bring them to a meeting and we will photograph them for you. We also need some information about the piece(s) - wood, any story associated with it, your name, anything that you think pertinent. If you can't bring item(s) to a meeting you can bring them to Open Turning but let Kevin or Shaun know in advance that you are coming.

We are all busy during the year and it helps to know what's around the corner. Here is an expanded version of the events that KCWT is participating in during 2020. This is not ALL inclusive as there will probably be more events added during the year. The Board will try to keep you informed about what is in the works. We hope that you will do some of your planning to include these events and activities. KCWT is a completely volunteer organization and we really do need your help.

Volunteering has some tangible benefits: it helps counteract the effects of stress, anger, and anxiety; combats depression; makes a person happy; increases self confidence; provides a sense of purpose.



This quarters we
received
From Amazon.

To set up your computer to donate to KCWT:

You can support your club when you shop on Amazon. AmazonSmile will donate 0.5% of each sale to us and it doesn't cost you ANYTHING. All you have to do is use this link the next time you shop on Amazon: <https://smile.amazon.com/ch/51-0568355> Then choose Kansas City Woodturners Association as your charity of choice the first time you shop there. It's automatic the next times. Save this link and use it every time you shop Amazon.

I do all my shopping at AmazonSmile and I have made Kansas City Woodturners my charity of choice. KC Woodturners is a 501(C)(3) charity. So far, the AmazonSmile donations to your club have been tiny, but every bit helps. **Kevin Neelley**

Here is the link again: <https://smile.amazon.com/ch/51-0568355>

Please check our website (www.kcwoodturners.org) often and consider it your source for the most current information about club activities and events. It is also a comprehensive resource for all things woodturning. Bookmark it on your computer and create an App on your smart phone for quick, easy access anytime.


Keep Turning with the AAW

THE AAW VIRTUAL SYMPOSIUM - JULY 10, 11, 12

Wow! 3,926 people registered for the AAW's Virtual Symposium, July 10-12 and the Zoom sessions had 3,600 unique viewers from a total of 26 countries. This was AAW's first all online event and it was tremendously successful (with just a few minor technical glitches).

If you missed any of the sessions or would like to watch them again, the recorded content is now available on the AAW website through July 30 (two weeks).

To access the recorded content, **you must sign in** to the AAW website with your username and password. If you need assistance, we encourage you to contact us by phone Monday through Friday, 8:30 a.m. to 4:30 p.m. Central Time at 877-595-9094 (toll free U.S.) or 651-484-9094 or email us at memberservices@woodturner.org.



There were wonderful presenters: Glen Lucas, Rob Wallace, Rudy Lopez, Trent Bosch, Mike Mahoney, Cindy Drozda, Beth Ireland, and Craig Timmerman. Because they were presenting from their home shops we got to see how the other half works and got a good taste of their environments.

There were six members who placed items in the Instant Gallery. None were chosen for critique but all were available to be seen. What a way to get ideas!



WOODTURNING: A journey where the learning and fun never end.

KANSAS CITY WOODTURNERS BOARD



**President
Kris Coyan**

913-579-9152

pres@KCWoodturners.org



**V. President
Mike Thomas**

86/835-0900

VP@KCWoodturners.org



**Treasurer
Kevin Neelley**

913-424-5691

treas@KCWoodturners.org



**Secretary
Shaun Q. McMahon**

913-908-0245

editor@KCWoodturners.org

At large Board Members



Ann Mellina
817-905-2040



Ed Jasczak
913-269-8133



Sue Bergstrand
816-363-5465



Anthony Harris
913-648-2027

Mark Inmon
816-368-1775



Woodcraft Supply
8645 Bluejacket Rd.
Lenexa, KS 66214
(913) 599-2800

Store Hours

Mon, Tues, Wed, Fri 9 am—7 pm
Thurs 9 am—9 pm
Saturday 9 am—6 pm
Sunday 9 am—5 pm

As a member of KC Woodturner, you receive a 10% discount except for on sale items and power tools. Make sure you present your KC Woodturner Card.

Craft Supplies
1287 E 1120 South
Provo, Utah 84606
1-800-551-8876



Jeff Edemann offers KCWT members 10% off all items except sale items and power tools. Ask Jeff about any discount on power tools.



816-892-3398
800-456-2148
Fax 816-753-0250
3001 Southwest Blvd.
Kansas City, MO 64103-3616

10% discount on lumber and supplies to all KC Woodturners Chapter members when you present your membership card!



KLINGSPOR
The Most Sanding Power for Your Money Since 1893!

