

Woodchips 2019

**Volume 25
Number 6**

www.kcwoodturners.org



July Challenge

Something you always
wanted to make but never
have - YET

**Check the Silent
Auction when you
arrive**

July Demonstration

Pen turning with
Mike Thomas and
Mike McReynolds.

25TH YEAR PANEL

In lieu of the typical demonstration we had a panel staffed by some long term KCWT members who related their experiences over the years. We actually had some original members s to celebrate our 25 years of being a formal organization. The discussion was lead by Mike Thomas who was prepared with some probing questions. The best thing to come out of the questions was that KCWT provides not only knowledge and experience but most of all, great friendships.





There were the early stories of "You mean you're suppose to sharpen your tools." To the early meetings which mostly took place in the homes of the members. That was where real learning happened.

For the rest of the information read The President's Message.









Kathy Turk and her cake helper. Every bit of the cake was edible and it was delicious. She has also made some incredible cupcakes for a meeting.



THE CHALLENGE

The Challenge for this month was based on the demonstration done last month. **Rick Bywater** showed how he turns a wall button. He said that the challenge needed to look like a button and additionally said that it needed to be embellished in some way.





Rick Bywater - Brought home a coconut from Italy and it was almost perfectly round. He used milk paint and dye and made a small African Blackwood sand for the bowl. **Don Frank** - He brought three pieces. The wine bottle and platter he left on the Show and Tell table. They were collaborative pieces with a friend of his. He turned the bottle, Ritz crackers and the olive. The vase was turned from a 100 lb piece of oak that he had to use an overhead crane to put on the lathe. The hardest thing he ever had to hollow. **Sue Bergstrand** - she said that she was looking for ideas for things that might sell at the Irish Fest (Editor note - IT IS COMING UP YOU KNOW). She found an article about these, combination earring and ring holder, in the February issue of The American Woodturner. It is made out of one piece of ash and used shoe dye which, she said, came out more interestingly on the wood than it did on her.



Kris Cohan - After his challenge piece he had some egg shell left over so he made an egg box. Then he turned a little snow man which sets inside of it then put some snow all over the outside. The most difficult part was decorating the outside. He wanted it dark, then put the egg shell on and then added some snowmen. Sanding round circles out of egg shell proved somewhat challenging. **Darell Agee** - his is a piece of maple that he found in the road behind his house. It was huge and he got twelve or so pieces out of it. This piece is a wedding bowl for his daughter. He went to Woodcraft and talked with Craig (he knows finishing) and he suggested using a walnut aniline dye to bring out the figure then used shellac and rubbed it out. **Anthony Harris** - this is a funeral urn and the second one he made for the same person (don't go there). He brought Anthony the bird (again, don't go there) and wanted him to attach it to the top. The bird came with two broken legs which had to be repaired. The lid is threaded into the urn, he sanded away the damaged portions of the big leaf maple burl, but it isn't finished yet. Thinking about using oil.



Dick Woodhouse - Made a box with Paduk on the top and bottom and put Newport Plum in the middle. He said that the plum cracks a lot so there is quite a bit of CA glue holding it together. He used a very thin black Bree Wax to darken it.



Judy Chestnut

**BRING WHAT YOU ARE WORKING ON TO
THE NEXT SHOW AND TELL**

KCWT SUMMER PICNIC AT SHAWNEE MISSION PARK




June 15th saw the latest edition of the KCWT picnic. It went from 10:00 to 2:00PM and a very good time was had by all. There was a wonderful breeze coming off the lake so the heat was absolutely no problem. There were runners, walkers, kayakers, sail boarders, and a whole bunch of woodturners.

We had some really good food, good stories, good woodturning discussions, and fantastic company.

A huge thank you to **Kevin Neelley** without whom the meet wouldn't have happened or the fire or the shelter. He's probably already reserved the shelter for next year.



David Stalling Art in 3-D Via Woodturning @ Lenexa City Hall



David L. Stalling, Ph.D.

David and his wife Dorothy are 20-year residents of Lenexa, KS residing in Whispering Hills. They are members of KC Woodturners group and a member of AAW. He has a life-long interest in woods. David finds woodturning to be a relaxing and rewarding avocation in which he seeks to reveal the natural beauty of wood.

He has been active in wood turning for more than 8 years and he may be found at his lathe daily. Walnut is his favorite wood to turn and burls of any kind are a special interest. His interest in wood began in high school, where he worked with his father and brother in repurposing timbers from the Urban Renewal Project that provided a pathway for interstate 70 through Kansas City. Timbers recycled from the removal of the Kansas City Stockyards were used widely in the area and in Whispering Hills Subdivision for home building. This wood reuse experience provided him with knowledge that he has used in his woodturning and engineering efforts.

Dr. Stalling recently retired from Innara Health, Inc. where he served as Chief Science Officer, and a founder and member of the Board of Directors. Innara Health is focused on infant feeding problems and their medical device NTrainer System® assists premature infants in developing their feeding abilities.

David is nationally recognized as an industry pioneer and leader in the fields of instrumentation and chromatography. Contributions throughout his career include more than 15 issued patents, 85 published articles, and the successful launch of several new products and companies. Among his various roles, he was a Founder, KC BioMedix, Inc.; he served as COO of Primus (now Trinity Bioscience); Sr. VP and founder of Laboratory Automation. He Co-founded ABC Labs (a leader in the field of chromatography and pharmaceutical chemical services) and served as Sr. VP. He was also Senior Research Scientist at the National Fish Pesticide Research Laboratory, US Dept of Interior where he invented an automated sample preparation system that was used around the world. As a NASA Pre-Doctoral Fellow, University of MO, his research methodology and instrumentation were used in the search for life molecules during the Apollo 11-15 Lunar Missions. David completed his bachelor's degree in Chemistry and Mathematics from Missouri Valley College. He earned his Master of Science degree and Ph.D. in Analytical Biochemistry at the University of Missouri, where he also completed a NASA Predoctoral Fellowship in Analytical Methodology.



LOOKING FOR SOMETHING TO DO?

A trip to the Lenexa City Hall can brighten up your day. **David Stallings** exhibit is worth the trip and they did a wonderful job of showing off all his work. That alone is worth the time. Then go to the market and have a cup of Roasterie coffee or if you are hungry, there's food there too. After that you can browse the new library - recently opened. It is quite a complex.

Basic Woodturning and Refresher Class

Taught by Professional Woodturner Anthony Harris

This will be an informative and intensive three-afternoon (12-hour) class designed for beginning woodturners as well as for intermediate woodturners. NO club membership is required and everything is provided. You will learn about the wood lathe, lathe safety, and sharpening your lathe tools. You will learn and practice the five cuts every woodturner needs to know. Even seasoned woodturners can get a lot from this class. You will turn a different project every class day. You will be a safe and proficient wood turner by the end of this class. Please see the attached class outline.

The class will be held on three consecutive Saturday afternoons starting on June 2019: 6/29, 7/06, 7/13 from 12:30pm to 4:30pm in the KC Woodturners lathe room, 3189 Mercier St., KCMO. Tuition is \$175 per student. Class is limited to 8 students. All wood, all woodturning tools, and use of a wood lathe will be provided. You don't need to bring anything unless you have a favorite personal tool. No tuition refund after the first class has begun.

If you have questions, contact Kevin Neelley at treas@kcwoodturners.org or Anthony Harris at <mailto:anthony@acmewoodturning.com>

Class is limited to 8 students. To reserve your place you can pay using PayPal at: <http://www.kcwoodturners.org/Class/BasicWoodturning.html>

-or- Mail a \$175 check to KC Woodturners at 14738 W 80th St, Lenexa, KS 66215 and email Kevin Neelley at treas@kcwoodturners.org

CLASS OUTLINE

Day 1

- Lathe Safety
- Show two ways to mount wood on a wood lathe
- Lathe tool sharpening
- Demonstrate and practice the five cuts
- Hands-on project - snowman ornament
- Homework

Day 2

- Review Lathe Safety
- Lathe tool sharpening review
- Review and Practice the five cuts
- Hands-on project - dry flower vase featuring "Drill on the lathe."
- Demonstrate end-grain hollowing
- Hands on Project - Goblet/Scoop featuring chucking, hollowing, and parting

Day 3

- Review and practice the five cuts
- Skew demonstration
- Demonstrate reverse turning of goblet or dry-flower vase
- Hands-on project - friction fit box

If you know someone who is, or might be, interested in woodturning, this is a great way to get them started. Talk with them about the class.

NEW CLASS



The KC Woodturners is pleased to announce a new two-day class taught by Anthony Harris: Box Making Class on July 20th and July 27th Saturday afternoons in our clubhouse. The class price is \$130.00 for both days. All wood, tools, and lathes are provided. You don't need to bring anything. No club membership or affiliation is required. See info below. The same information is on the KC Woodturners website.

Box Making Class

Taught by Professional Woodturner Anthony Harris

Learn how to make lidded containers (boxes) on the wood lathe. Some lathe experience is necessary, although experienced turners can benefit through deeper content into form, detailing, and efficiency. The class will supply all tools and wood necessary, but you may bring your own tools if you like. Club membership is NOT required. Plan on making at least two boxes. Experienced turners should plan on making four boxes.

The class will take place on two consecutive Saturday afternoons in 2019: July 20th and 27th, from 12:30pm to 4:30pm. The class will be held in the KC Woodturners lathe room at the clubhouse, 3189 Mercier St., KCMO. Class tuition is \$130.00 per student for both days.

If you have never made a lidded box before or if you just want to make really good ones, this is the class for you. Particular topics are the order of making the box parts, end grain hollowing, and making good mortise and tenon joints. The class will discuss box shapes and detailing. Time will be spent on tool sharpening, sanding and finishing.

Experienced turners will benefit from a deeper investigation of forms and types of boxes: plug-style, cap-style, and loose-lid boxes. Anthony will bring a dozen different types and shapes of boxes as examples. Types of joints and the precision required to chase threads will be emphasized. If you plan to take the thread chasing class in August, this will be an important skill.

If you have questions, contact Kevin Neelley at treas@kcwoodturners.org or Anthony Harris at anthony@acmewoodturning.com
No tuition refunds after class has begun.

NEW CLASS



ed and How We Got Here

Our current membership roster includes five original founding members and nearly 20 members who joined KCWT during the early years. Recognizing the unique experience and wisdom of these members, the Board decided to conduct a Panel Discussion with them in place of our usual demonstration at our June 10th meeting to learn about how our organization started and how we got to where we are today to help commemorate our 25th anniversary this month.

Fifteen early members participated as panelists for a one-hour discussion moderated by Mike Thomas. Questions focused on: 1) KCWT – how it started, why they joined, what's changed and what remains the same now. 2) AAW – membership benefits, changes, value and contribution to the club. 3) Members - Individuals perspectives on why woodturning, why still turning now, how did you learn, resources, safety, trends, significant advancements, inspiration, satisfaction and advice for beginners.

Key take-aways from the discussion are listed below.

KCWT

- Woodshop classes in middle or high school served as the primary introduction to woodturning for nearly all panelists but for many, their pursuit of this interest emerged years later after exposure to public demos and KCWT.
- Most early members first learned about the club through word of mouth when shopping for wood and tools at local retail stores or attending a demonstration by members in the local community.
- Nearly all panelists joined KCWT for access to woodturning resources and education since there was little available at that time, as well as to share a common interest with other turners.
- KCWT started from meager beginnings in the back room of the Woodcraft store in Lenexa, KS. A couple years later they moved into a file room/broom closet in the basement of Meyer Lumber Co. but were able to stretch out into warehouse space when the Guild joined. KCWT and KCWG remained there for a few years until owners started charging rent. Then both clubs moved to our present location.
- Monthly meetings during the early years rarely included a demonstration due to limited space and most turning demos and education took place in the member's home shops.
- Overall, panelists agreed that the club has changed for the better over the years due to improvements in facilities, growing membership, advancements in tools and equipment, professional demonstrations and strong leadership.

AAW

- The American Association of Woodturners was established in 1986, only 8 years before KCWT, so it was just a young organization at that time with limited resources and before widespread access to internet or social media was available.
- Many early KCWT members also joined AAW to receive the “American Woodturner” journal which was only published quarterly then. This was viewed as a very valuable resource since there was little else available at that time other than the British journal, “Woodturner”.

- Panelists agreed that AAW has made significant improvements over the years to increase its value to members and local chapters by expanding resources, education and organization for woodturners world-wide. Particularly since growing availability of internet, social media and implementation of the Vision 2020 initiative.
- Most panelists agreed that hosting the 2005 AAW Symposium in Kansas City was a watershed event to expand interest and KCWT membership. All panelists strongly encourage turners to attend the AAW Symposium each year if possible.
- Panelists recommend that other woodturners join AAW to take advantage of the wealth of resources and benefits offered.

Members

- Panelists cited a variety of reasons why they chose to pursue woodturning and why they continue today. Many focused on the opportunity for constant learning, the challenge to improve, ability to compete against others, as well as themselves, ability to teach and the satisfaction of seeing the reaction of others impressed with their work. Endless creativity of what can be produced on a lathe was universally cited as a driving factor. Making something that others find very difficult to do, if not impossible, provides a sense of pride and accomplishment.
- One universal reason that panelists cited for continued club membership is the People. They stereotypically described woodturners as possessing unique personality traits of openly sharing their “trade secrets” and techniques with others when asked and genuinely enjoy helping others learn and solve problems. This is probably also why many panelists later cited club membership as their most valuable resource for woodturning information.
- Woodturning was described by many panelists as a journey, not a destination. Their paths typically started in one direction (i.e. often bowls or pens) but then took unexpected twists and turns producing other forms and items, all of which contributes to the satisfaction they derive and desire to continue turning.
- Some panelists also mentioned how their turning focus has changed over the years from initially producing mostly utilitarian or functional items to now including more artistic work, allowing for greater expression of their creativity and increasing challenges.
- Woodturning tends to follow trends lead by professionals and thought-leaders. Several panelists described how the trend seems to have gradually shifted from emphasis on shape or form years ago to incorporating more surface decoration and embellishment on work today. A couple panelists predict the next major trend in woodturning will be the incorporation of computerized automation to produce work due to recent improvements and availability of CNC equipment.
- Several panelists specified the most significant advancement in woodturning since they started has been the availability and use of tool sharpening systems such as the Oneway Wolverine to quickly put a consistent, repeatable edge on cutting tools. This is credited for contributing to increased safety and improved results.
- When asked “Who or what has helped you the most to improve your woodturning?” the universal response was people. Panelist were evenly split between taking hands-on classes from professional instructors (i.e. Arrowmont, JC Campbell, etc) and working with a club member mentor. Many emphasized the importance of hands-on experience stating that although you can observe technique from a demo, there is no substitute for developing touch.
-

- The best resource that panelists could identify for people who want to dive deeper into woodturning was unanimously joining and becoming active in a local club and specifically for KCWT members is to attend Open Shop sessions. Everyone was encouraged to bring their questions and problems to Open Shop for answers. Another benefit of club membership that panelists noted was to take advantage of the library and check out the many books, magazines and DVDs available for viewing at home.
- When panelists were asked to provide one piece of practical advice for new turners, two answers emerged: 1- Sharpen your tools before you think they need it and always before taking finishing cuts and 2- Always observe safety precautions because accidents occur on the lathe before you know it and the results are never good.
- Panelists agreed on one bit of advice they could offer to anyone who wants to become a better turner and that is to practice, practice, practice.
- Panelists find inspiration for their work just about everywhere they look so no real gems could be uncovered by the moderator here as we were about running out of time.
- The discussion concluded by exploring what about woodturning provides panelists the most satisfaction and why. This stimulated a wide variety of responses focused around providing a creative outlet (turned wood), fulfilling innate inquisitiveness (what's in there), overcoming individually established challenges (can I do it), continuous learning (how can I do it) exercising and honing problem-solving skills (best way to do it) and serve others (teach it) in addition to receiving acceptance from others (wow, that's great) and remuneration (can I buy it). The take-away from this point is to recognize that our panelists tend to operate at a very high intellectual level with much to offer those of us who strive to approach a similar level of accomplishment. We need to take advantage of the unique opportunity our club membership provides by having the courage to ask them for help when needed.

I would like to personally thank our panelists for their participation and contribution to share with us their unique insight, knowledge and experience in what turned out to be a valuable and productive discussion. Rick Bywater, Judy Chestnut, Jerry Darter, Don Gruis, Anthony Harris, Ed Jaszczak, Bill Kuhlman, Jim Lambie, Jerry and Linda McMaster, Kevin Neelley, Jay Nichols, Frank Novitch, Jim Reynolds, Stuart Shanker and Chip Siskey. A special thanks goes out to Jack Karstens for his outstanding A/V work to make the magic happen and provide a recording available on YouTube for all the world to see.

Please check our website (www.kcwoodturners.org) often and consider it your source for the most current information about club activities and events. It is also becoming a comprehensive resource for all things woodturning. Bookmark it on your computer and create an App on your smart phone for quick, easy access anytime.

Happy Turning and Be Safe!

Mike Thomas

President

mltpfizer@hotmail.com

pres@kcwoodturners.org


816-835-0900

RONALD MCDONALD HOUSES OF KANSAS CITY



ADRIAN -
① 10 UNDECORATED TOPS
② 375 DECORATED TOPS (INCLUDING THE BASEBALL THEME ONES)
③ 100 HEARTS
SUMMARY - 435 TOPS
100 HEARTS
JERRY

Dear KC Woodturners,
Thank you so much for your generous donation of hand painted wooden tops and wooden hearts. Our families just love these! The hearts are very special and I can tell that a lot of time and effort was spent in creating these! The unpainted hearts and tops will join our Craft Corner for kiddos and families to paint themselves - such a fun treat! The baseball themed tops are so cool - we can't thank you guys enough for helping bring smiles to our families at RMHC-KC!
- Adrienne Fleck








WE NEED TOPS

This is an activity that everyone in KCWT can contribute to. There is quite a bit of skill development involved with this: process thinking; material use, wood cutting, design work, spindle turning (gouge/skew); finishing; color; water color or alcohol; sanding (depends on tool skill); texturing.

This is a pretty exciting activity actually. You can use scraps and found wood. You can make them in two pieces, or out of one piece. The total design is up to you. You determine everything except there is a minimum size. We don't want anyone being able to swallow it.

Warning - this can be a very healthy activity. The side effects can be happiness leading to euphoria, delight in enabling kids to smile, and laughter at one's own creativity. Additional effects can be, but are not limited to, happy skewing, great gouging, color addiction (not terminal), obsessing over design variations, tops in all the rooms of your house, and carrying tops around to give to others.



If you experience any of these, please see Jerry Darter and explain your concerns.



The Kansas City M June 22-23 at Union Station. Anyone who is anyone was there. Actually there were someones who weren't anyone there as well. R2D2 was running around doing his/her thing. There were superheroes like Superman, Wonder Woman, and a very green looking person (I have no idea). You interested in making a tool box? Yup. How about computer aided drawing? Yup. Want some organic and completely healthy jam? Yup. How about having you hair stand on end? Yup. Robots? Crayon Cake? Virtual Reality Rocking Chairs? Trains? Creating Sparks? You, yup, yup, yup, and yup. And, a whole lot more. There were sights, sounds, tastes, smells, and touches for everyone of every age. It was difficult telling who was having the most fun adults or children.

Now - to the BEST part of the Maker Faire. Spot # 65, right outside the restrooms in the Main Hall at Union Station-which for **KCWT** is a distinct advantage. We set up the booth with a table full of turnings: boxes, bowls, vases, medallions, goblets, bottle stoppers, our **KCWT** cards, and a whole lot of tops. By the way, we also brought along a lathe and those who came to help turned tops, wands, goblets, boxes, and baby rattles. There is nothing quite like turning something in front of eyes, especially small eyes who are staring in wonder at what you are doing and those eyes just pop out when you hand them a small goblet or a top. What a wonderful way to promote woodturning.

Please thank **Sue Bergstrand, David Blair, Jeffrey Bollman, Rick Bywater, Kris Cohan, Jerry Darter, Larry Dice, Anthony Harris, Ed Jasczszak, Efi Kamara, Rich McCartney, Ann Mellina, Kevin Neelley, and Mike Thomas**. They gave many hours of their weekend to make this Faire a success. **KCWT** is a volunteer organization and without that kind of help we would cease to exist.





MONTHLY ART AUCTION

KCWoodturner **Chip Siskey** has donated one of his woodturner art works to the KCWT July 8th 2019 Silent Art Auction. See the photos and description below. This is the fourteenth Silent Art Auction and we will have one every regular KCWT meeting. Each month there will be a Silent Art Auction with a piece donated by a different KCWT artist. Between meetings, the donated piece will be stored in the glass display case in the clubhouse common area. This sale supports your club and will, hopefully, be a great way to get member woodturning into the hands of other members and the community.

Pre-auction bids can be made before the April meeting by email to mailto:@kcwoodturners.org. The highest pre-auction bid will be posted on the KCWT website in the sidebar area. Bids will be shown as \$ amount and the last four digits of the bidder phone number: see www.kcwoodturners.org.




Artist: **Chip Siskey**

Wood Used: Big leaf Maple Burl

Dimensions: 12-3/4" across x 6-3/4" depth x 1-3/4" height

Description: This winged bowl was turned from a big leaf maple burl. Big leaf maple burls typically grow in the Washington/Oregon area of the US. It was finished with poly.



Just a gentle
reminder.

The KCMO Irish Fest is
fast approaching. Labor
Day weekend. Set it
aside on your calendar.



KCWT will be there.





Keep Turning with the AAW

The AAW International Symposium is a wonderful way to learn. Demonstrations by world class turners, panel by world class turners, and conversations with world class people. If you aren't going this year, do yourself a favor and put it on your bucket list.



Raleigh 2019

AAW | AMERICAN ASSOCIATION
OF WOODTURNERS



All the information you need for the Symposium is on the AAW web site - woodturner.org

Please check our website (www.kcwoodturners.org) often and consider it your source for the most current information about club activities and events. It is also a comprehensive resource for all things woodturning. Bookmark it on your computer and create an App on your smart phone for quick, easy access anytime.

KANSAS CITY WOODTURNERS BOARD



President
Mike Thomas
86/835-0900



V. President
Kris Cohan
913-579-9152
vp@KCWoodturners.o



Treasurer
Kevin Neelley
913-424-5691
tres@KCWoodturners.



Secretary
Shaun Q. McMahon
913-908-0245
editor@KCWoodturners.or

At large Board Members



Ann Mellina
817-905-2040



Howard Russell
913-851-1752



Sue Bergstrand
816-363-5465



Anthony Harris
913-648-2027

Photo
phobic

JerryJames
913-648-2027

Please support those who support us



Woodcraft Supply
8645 Bluejacket Rd.
Lenexa, KS 66214
(913) 599-2800

Store Hours

Mon, Tues, Wed, Fri 9 am—7 pm
Thurs 9 am—9 pm
Saturday 9 am—6 pm
Sunday 9 am—5 pm

As a member of KC Woodturner, you receive a 10% discount except for on sale items and power tools. Make sure you present your KC Woodturner Card.

Craft Supplies
1287 E 1120 South
Provo, Utah 84606
1-800-551-8876



Jeff Edemann offers KCWT members 10% off all items except sale items and power tools. Ask Jeff about any discount on power tools.



816-892-3398
800-456-2148
Fax 816-753-0250
3001 Southwest Blvd.
Kansas City, MO 64103-3616

10% discount on lumber and supplies to all KC Woodturners Chapter members when you present your membership card!