

WOODCHIPS

2019

**Volume 25
Number 2**

www.kcwoodturners.org



February Challenge

Turn something eccentric.
This does not mean taking
your weird uncle and
driving around in circles.

**Check the Silent
Auction when you
arrive**

February Demonstration

**Members bring in their
homemade tools**



MDC OFFERS URBAN WOODSMAN EVENT FEB. 16 IN KANSAS CITY

Kansas City, Mo. – The urban forest in winter can provide maple syrup to please the palate or firewood to warm toes. A free Urban Woodsman program will showcase using tree products for food, art, and fun with activities for all ages from 10 a.m. to 2:30 p.m. on Saturday, Feb. 16, at the Missouri Department of Conservation's (MDC) Anita B. Gorman Discovery Center, 4750 Troost Ave., in Kansas City.

MDC staff earlier tapped trees for sap in the Discovery Center's outdoor garden. The collected sap will be boiled down to make syrup from trees such as maple and walnut. Visitors will get a demonstration of how to tap trees and boil sap. Plus, they'll get to taste fresh-made syrup on silver-dollar-sized pancakes, said Pat Whalen, MDC education specialist.

Also on the menu are barbecued beaver sliders, or sandwiches. James Worley, MDC education specialist and wild game chef par excellence, will be par boiling beaver meat to make it tender, grilling it for smoky flavor, and adding BBQ sauce. Visitors will get a taste test of game meat that Worley said resembles roast beef. The role of furbearers in nature's ecology and American history will also be discussed, as will trapping and how to skin pelts from game animals.

Squirrels of course stash away nuts for the winter, but so do people. Last autumn, MDC staffers collected walnuts and other wild edibles from trees such as plums, persimmons, and certain types of mushrooms. Staff will demonstrate how to utilize wild edibles that trees provide.

On the artful side, members of the Kansas City Woodturners Association will demonstrate how they make beautiful bowls, vases, and other works of art from wood. Their art will be on display at the Discovery Center through February. But Urban Woodsman visitors will also get a chance to talk with the artists and see how they create their crafts.

Abe Lincoln, born in February, grew up splitting rails and chopping wood for the fireplace. But for those who did not grow up with an ax in hand, staff will demonstrate tools and techniques for splitting firewood. Plus, visitors can view the correct size for a cord of wood, the unit often used for wood sales.

Children will find tree limbs stacked as shelters and hideaways at the Center's Sycamore Station outdoor play area. They can explore mammal pelts and participate in kid craft activities geared to nature and enjoying the outdoors in winter.

The free Urban Woodsman program is offered as a walk-in event, registration is not required. For more information, call the Discovery Center at 816-759-7300, or visit mdc.mo.gov/discoverycenter

THE URBAN WOODSMAN



BBQ Beaver
tastes like BBQ



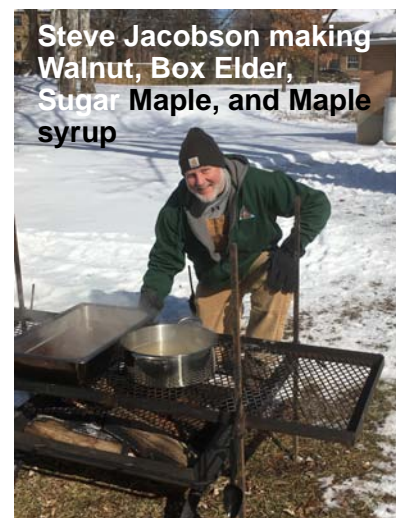
Young people just love selfies



Larry Dice, Jerry Darter, Ed Jaszczak, Shaun McMahon



Kay Darter making
pancakes

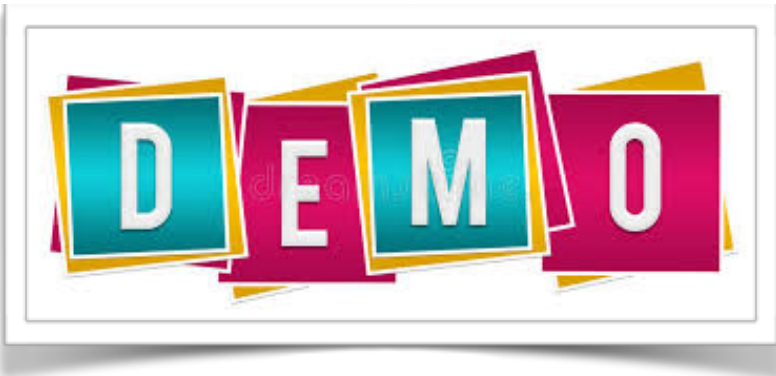


Steve Jacobson making
Walnut, Box Elder,
Sugar Maple, and Maple
syrup

ARTISANS IN THE PARK

For the second year in a row the Kansas City Woodturners were chosen to participate in the Artisans at the Garden Show at the Overland Park Arboretum. Saturday, February 9, was a cold, icy day but more than 200 people braved the weather to attend the one day event. There were a variety of artists in attendance. KCWT's definitely had the best looking table! Our items ranged from Anthony's GIANT salad bowl to Sue's tiny bird houses. **Ann Mellina and Mike Thomas** made sure everyone knew about the club and invited interested people to check out our website, our YouTube channel and visit our monthly meetings.






The demonstration this month was to bring in a tool (s) that were homemade and what was made with them. We had a wonderful response by some very creative and innovative members.



Bill Kuhlman



Mike Thomas



Tony Giordano




Rick Bywater



Chip Siskey




Jack Wiley



David Stalling



Dawn Searcy



Chuck Levinson



TIP FROM THE AAW



Billets with rot or large cracks are typically not candidates for coring. However, partially rotted material can serve as the foundation for complex aesthetic dichotomies between tightly controlled and organic areas within the same vessels. Sometimes this material is important, and every piece needs to be prepared for finished work, so coring becomes necessary.

Casting marine epoxy into rotten or severely cracked areas in billets prior to coring can stabilize the material.

THE CHALLENGE



This month's Challenge was chosen by **Anthony Harris** after his demonstration of the Lattice lidded box demo in January. He chose to have the challenge be something turned eccentrically



Rick Bywater




Jack Karstens



Anthony Harris



David Stalling



Chuck Levinson



Mike Thomas



David Albright - Walnut bowl. Feels really good about the shape. He showed it to his wife and after a moment she said "Don't mess this up." **Chuck Levinson** - Piece of walnut that has a whole bunch of holes in it. The other one is a ring box and the finial is from a pen blank. **David Stalling** - always wanted to turn a burl but I sure got a big one - 60 lb walnut burl. Spend some considerable time figuring out what to do with it. Cored it, put it away, and after awhile finished it off. Used a vacuum chuck to finish the bottom and finished with tung oil.



Don Frank - Went hunting in Colorado, no Elk but came back with three pieces of Aspen. It is soft wood but had some pretty knots in it. It was fun to turn. **Anthony Harris** - He started making the stands to go with the spherical boxes. The taller they are the more precarious they are. For the first time he put a detail at the bottom of the stem. **Efi Kamara** - This was an attempt to replicate something that Rick Bywater did in the past. He made a smaller one and found that it was more difficult so if he makes another one it will be larger. Turned out of cedar



Ed Jasczac - 723 pieces in this bowl, saw the design in a YouTube channel 6" X 4" walnut, cherry, maple, and bloodwood, a red veneer around the top. **Rick Bywater** - figured maple turned thin and the bottom got too thin. Learned to spins the copper, added color, used a scalar to texture the copper. Jack Karstens



Dawn Searcy, she's been working on goblets and captive rings. One of the rings broke and she interlaced it with the one left and that is an interesting effect. Finished with epoxy.

WIT IN ACTION

Check out the December Women in Turning (WIT) newsletter. It's loaded with compelling news, articles, and photos. You need not be a female to read it or be inspired. Marie Anderson, Sally Ault, Linda Ferber, Dawn Hernden-Charles, Beth Ireland, Robin McIntyre, Kim Rymer, Kate Swann, Kathleen Duncan, and the Women in Turning Committee all contributed to content. Go to the AAW site to read the newsletter. You may even recognize one of our members.

WIT

 Women in Turning



Don't Overlook AAW VideoSource

I'm a visual learner. I love pictures and many are worth more than a thousand words. Occasionally I find unusual or unique woodturning images that inspire me to try to figure out how they were created. Then I develop a plan with steps I believe will accomplish it but am driven to learn how the turner actually did it. Previously, I would go online and after a brief Google search and a couple of clicks, a video would appear. Within a few minutes, or more, I would usually be vindicated but occasionally I learn a new technique that I was not aware of. This is particularly gratifying because not only do I now know how it's done, I can visualize how the technique can be incorporated into other projects and it helps stretch my creativity. However, the growing number of woodturning videos available online has recently made this process more challenging, if not frustrating, to find just what you're looking for.

A quick review of the current woodturning literature indicates that I'm not alone because more than ever before, woodturners are relying on the Internet for instructional materials – especially videos. But the number of videos available can be overwhelming and their quality and attention to safety is lacking. Don't despair because AAW's VideoSource now makes the experience of searching and finding exactly what you are looking for much easier.

VideoSource is an online searchable database of public woodturning videos linking you to the best of what's available on the Internet. It allows direct access to many AAW turning videos and others available on YouTube, Vimeo, etc. You can be sure all videos have been vetted for content, quality and good safety practices. It includes custom sorting of search results with direct links to the videos and provides the ability for you to recommend videos to help grow the database.

Here's how it works: You can access AAW VideoSource via AAW's main website, woodturner.org, under the "Videos" tab. Searching for videos on a specific topic only requires a few seconds and three mouse clicks—one to select a category, a second to refine the category, and a third to produce a list of video links meeting your search criteria. Sort the results by title, author, duration, and date added to the list. You also have the option to select only videos for beginners. The list will continue to grow as new videos are identified, and you can help. Once you are on AAW VideoSource, click "Submit a Video" to recommend your favorites for inclusion. If you would like detailed instructions on how to use AAW VideoSource, please view the helpful demonstration video available under the "Help" tab on the VideoSource page.

So, if you are tired of spending hours sifting through YouTube videos that don't meet your needs, AAW VideoSource will help simplify your process of finding woodturning videos with trusted quality. How do I know? I use it. Plus, I have served as an AAW VideoSource Reviewer over the past year and have personally reviewed and evaluated over 100 assigned videos. Give it a try.



- **Kansas City Woodworking (Tool) Show** – Will take place on January 18th – 20th at the KCI Expo Center, 11728 Ambassador Drive, KCMO. We will again be showcasing our skills and talents for the greater Kansas City woodworking community and probably pick up several new members who become enamored with woodturning after exposure to what we do. Sign-up now to help with transportation, set-up, staffing the booth, demonstrations and tear-down. Contact Shaun McMahon with any questions.
- **Membership Dues** – Are payable now (\$60/year) and you have until March 31st before your name is removed from the Membership Roster. Please provide payment online at our website, mail a check or see Kevin Neelley at a meeting or Open Shop. Although we have successfully avoided raising dues for at least 7 years, our dues for 2020 will be “updated” to \$75/year to cover increasing rent and expenses. Sorry folks, don’t shoot the messenger but we believe that by providing a well-equipped shop and with all the educational events and activities we sponsor, the “updated” (+\$15/year) dues are still affordable and represent a great value.
- **Beginning Bowl Turning Class** – Interest in learning to turn bowls continues to be lava hot as the March class is full, as has been the case for classes held during the past 3 months. Our Professional resident instructor, Anthony Harris, has requested a reprieve stating there is more to woodturning than making bowls. We will try to schedule another class but it probably won’t occur until July or August. Look for information to be posted on our website and check your email for a flyer announcement. Then sign up quickly if interested and get on the waiting list because you know these classes fill quickly. See Anthony or Kevin Neelley with any questions.
- **Basic Woodturning and Refresher Class** – for a change of pace and to prove there is more to woodturning than bowls, not to mention student requests, Professor Anthony Harris will teach a basic woodturning (spindle turning) and refresher class on three consecutive Saturday afternoons beginning on March 23rd in our shop. Go to our website for complete details and sign up quickly if interested because only 5 openings remain. See Anthony or Kevin Neelley if you have any questions.

Outside Events:

Elegance in Wood Show & Sale - We will again participate in this event on March 15th & 16th (Friday and Saturday) from 10:00 AM to 6:00 PM at the John Knox Pavilion in Lee’s Summit, MO. This event started years ago as a woodcarver’s show but has recently expanded to feature woodturning and now includes juried competition categories for both disciplines. We have purchased two tables which allow two members to enter their work in the competition. Winners of the random drawing are Anthony Harris and Kevin Neelley. Wish them luck. Volunteers are needed to help with transportation, set-up, staffing the booths, demonstrations and tear down. Look for additional information on our website or you may contact Shaun McMahon with specific questions.

Our friends at **The Des Moines Woodturners** are hosting a world class turner in May of this year. Her name is Cindy Drozda. If you think you might be interested in attending you might want to do something about that soon. You can get all the information you need by copying the following link into your browser and clicking: <http://www.dmwoodturners.com/wp-content/uploads/2019/02/Cindy-Drozda-Seminar-and-Workshop-Brochure.pdf>



Anthony's bowl Turning class - last of three classes.





MONTHLY ART AUCTION

The Board is expanding the Silent Auction event at our monthly meetings to include a featured Art item donated by a KCWT artist. This is in response to comments from several members who expressed interest in collecting wood turned art by KCWT members and to help generate additional revenue for the club. Each featured art item will be a finished, signed and numbered woodturning piece donated by a member that will be prominently displayed and advertised online before the meeting.

Bidding will be available online and will often include a reserve value or minimum bid attached to it. Please review your inventory of finished items and consider selecting a donation for the Club

Pre-auction bids can be made before the November meeting by email to <mailto:treas@kcwoodturners.org>. The highest pre-auction bid will be posted on the KCWT website in the sidebar area. Bids will be shown as \$ amount and the last four digits of the bidder phone number: see



Artist: Dick Woodhouse

Title: Figured Plum Lidded Box with Ebony Finial

Dimensions: At top of finial: 10" tall x 4" diameter

Description: This lidded box was made from a chunk of Overland Park local figured plum. The tree had been damaged in one of our recent snow/ice storms and had to come down. The finial was turned from ebony. It is finished with wipe on poly.

Yes we need to start thinking about the Irish Fest. The Irish Fest Committee Committee has already started their advertising by selecting the Irish Cow that will represent the 2019 Irish fest.

Remember, it takes place over the Labor Day Weekend and we will need a lot of help to cover 30b hours of participation and a few hours of set-up and take-down.

This year, because of a change in our insurance, those who are not members of the AAW WILL be able to turn at the event.

Please set aside the time to help out - we really do need YOU.




Don Frank showed up on Saturday and was encouraged to make his first ever top. He did good!



Don (Grimes)—I made our first 2019 top delivery to Ronald Mcdonald House yesterday and they made a special point to mention how much the kids enjoyed decorating the Christmas trees you turned for them. They would definitely like to do it again this year. About the same number of trees would be great if you want to do it again, for delivery in early Dec. Let me know if you are willing to do the trees again. Jerry

Bill Jones Corner



But, sez I, a plague on pernickety persons who would take up microscopes to fault find. All mine are guaranteed slightly different, and that's how I like it.


AAW | AMERICAN ASSOCIATION OF WOODTURNERS

AAW ARTICLES

In his article, "A Dozen Truths for New Woodturners," from the December 2017 issue of *American Woodturner*, Kurt Hertzog explains a dozen concepts that will help newbies have a more effective and enjoyable woodturning journey. These truths are also great reminders for more experienced woodturners.



In her article, "A Bowl with Wire: Why 'Free' Green Wood Ain't Free," from the Winter 2009 issue of *American Woodturner*, Clarissa Spawn describes the costs and hazards associated with harvesting free wood. She suggests weighing these costs carefully against your need and desire for the particular wood being salvaged. Clarissa notes that in the long run, "sometimes purchasing a log for cash can be a whole lot cheaper."



Raleigh 2019

AAW | AMERICAN ASSOCIATION
OF WOODTURNERS



**All the information you need for the Symposium is on
the AAW web site - woodturner.org**

Please check our website (www.kcwoodturners.org) often and consider it your source for the most current information about club activities and events. It is also becoming a comprehensive resource for all things woodturning. Bookmark it on your computer and create an App on your smart phone for quick, easy access anytime.

Kansas City Woodturners Board

President

Mike Thomas
816-835-0900

pres@KCWoodturners.org

V. President

Kris Cohan
913-579-9152

vp@KCWoodturners.org

Secretary

Shaun Q. McMahon
913-908-0245

editor@KCWoodturners.org

Treasurer

Kevin Neelley
913-424-5691

treas@KCWoodturners.org

At Large Board Members

Ann Mellina

817-905-2040

Jerry James

816-322-3704

Howard Russell

913-851-1752

Sue Bergstrand

816-363-5465

Anthony Harris

913-648-2027

Please support those who support us.



Woodcraft Supply
8645 Bluejacket Rd.
Lenexa, KS 66214
(913) 599-2800

Store Hours

Mon, Tues, Wed, Fri 9 am—7 pm
Thurs 9 am—9 pm
Saturday 9 am—6 pm
Sunday 9 am—5 pm

As a member of KC Woodturner, you receive a 10% discount except for on sale items and power tools. Make sure you present your KC Woodturner Card.

Craft Supplies

1287 E 1120 South
Provo, Utah 84606
1-800-551-8876



Jeff Edemann offers KCWT members 10% off all items except sale items and power tools. Ask Jeff about any discount on power tools.



10% discount on lumber and supplies to all KC Woodturners Chapter members when you present your membership card!

816-892-3398
800-456-2148
Fax 816-753-0250
3001 Southwest Blvd.
Kansas City, MO 64103-3616