

WOODCHIPS 2018



DECEMBER



Volume 24

www.kcwoodturners.org

Number 12

January Challenge

Any Christmas ornament
that you made.

See you in 2019

January Demonstration

Anthony Harris will
demonstrate how to turn a
lattice lidded box

Christmas Party at KCWT



Setting up is part
of the fun as a
good number
found out. Set-up
started around
6:00. Everything
was ready to go at
start time.



At the monthly meeting of KCWT on 12/10/18 the membership participated in a party. The club provided some libations, meats, cheeses, and the members brought an incredible array of foods from meat balls, to pi3e, to salads, and fruits. No one was left hungry. The evening also included the president's review of the year, awards given out, and the completely non-competitive team turning event. Thanks to all who came for a wonderful evening.





AWARDS

The criteria are listed on the web site.

These awards are a way of recognizing those individuals who are making contributions to KCWT and are progressing in the art/craft of woodturning. Congratulations to all our award winners for 2018.

The Iron Turners for this year are **Linda and Dan Carlson, Jack Karstens, Ed Jasczac, David Salling, and Kris Coyan**



The Hall of Fame brought in **Don Frank and Chip Siskey**. Our Most Improved Turner went to **Jerry Lehane**.



There were two Legends inducted this year. Both have been members of KCWT almost since its inception and have contributed for many years in many ways. They are **Kevin Neelley and Anthony Harris**.



BRING ONE AND YOU GET ONE





Ann Mellina
captures the
event



THE TOTALLY, COMPLETELY, AND ABSOLUTELY NON-COMPETITIVE TEAM TURNING CHALLENGE

Team Two

Chip Siskey, Kevin Neelley, Sue Bergstrand. Chuck Levenson



This year the task was to turn a holiday goblet. Each team had two rotations and the team members had two one minute turning times. Team one started off with the blank in a chuck and team two started between centers. Every minute the time keeper initiated a change of team member. The most difficult part of the task seemed to be hollowing out the goblet. Both teams produced what looked like a somewhat finished product. Team one had a captive ring and team two actually used their goblet with a libation.

BOWL TURNING CLASS

Anthony Harris taught another class in November and December. It ran for three Saturdays in the afternoon. There were a number of people who signed up for it and there were three who stuck around for the picture at the end of the final class. Some were just camera shy. Bowls were successfully turned by all.



MASSIVE CORRECTION

The sizes for the holes in the bird house were wrongly written last month in the newsletter. **Sue Bergstrand** caught it and the corrections appear below.

The access hole drill size is 3/16".

The perch drill hole size is 1/16".

Dear **KCWT** Members,

Do you shop on [Amazon.com](https://smile.amazon.com)? Want to support KCWT? Now you can do both with AmazonSmile! Keep reading...

We are excited to announce that KCWT has partnered with Amazon who will donate 0.5% of the price of your eligible AmazonSmile purchases to Kansas City Woodturners when you shop at

<https://smile.amazon.com/ch/51-0568355> Bookmark this link on your computer and smart phone now as your access to shop Amazon.

AmazonSmile is the same Amazon you know. Same products, same prices and same service. Try it. It's easy. It provides Amazon a charitable tax deduction and their donation is valuable income for KCWT that costs you nothing and helps keep our dues low. Also, it's not just for members. Anyone can use it and more shoppers who do increases the donation we receive. So, please share this with family, friends and anyone who shops Amazon. Complete information can be found at the link above.

The KCWT Board appreciates your support and participation with our new Amazon partnership. We look forward to receiving continuous donations from Amazon to support our activities and promote woodturning in the Greater Kansas City area. Check it out now and contact me or Kevin Neelley with any questions.

Thanks!

Some questions are answered below:

How does my charity receive the donations?

Each quarter, the AmazonSmile Foundation makes donations to eligible charitable organizations by electronic funds transfer. Donations will be transferred approximately 45 days after the end of each calendar quarter. To account for product returns, a portion of the quarterly donations will be withheld until the next donation cycle, subject to any reduction due to returns from prior quarters. See the [AmazonSmile Participation Agreement](#) for more details.

How much of the customers' purchase price does Amazon donate?

The AmazonSmile Foundation will donate 0.5% of the purchase price from customers' eligible AmazonSmile purchases to the charitable organizations they select. The purchase price for each item is the sale price, excluding shipping, handling, and gift-wrapping fees, taxes, and service charges, and less any rebates, returns, and bad debt. Certain items are not eligible for and will not result in donations.

What purchases are eligible for donations?

Tens of millions of products on AmazonSmile are eligible for donations. You will see eligible products marked "Eligible for AmazonSmile donation" on their product detail pages. Recurring Subscribe-and-Save purchases and subscription renewals are not currently eligible. For more information, see Qualifying Purchases in the [AmazonSmile Participation Agreement](#).

President's Message



What are Your Goals for 2019?

It's that time of year again where many folks take stock of their achievements during this year and plan what they want to accomplish next year. I'm not talking about your family, finances or professional goals here but something more important. Your Woodturning goals.

We all see pieces that we want to try to make but may not know how to do it. Or, like in my case, it may be there are more pieces that you want to make than hours in the day. So, make a list, write them down then prioritize them.

Next, focus on what skills, tools or techniques you need to complete each project and write them down. Be specific. Then plan how you're going to acquire what you need. This is where you may need some help. Search the AAW website, KCWT website, YouTube, even Google but don't overlook the value of KCWT members. Attend monthly meetings and come to Open Shop to ask questions. Talk with members and ask plenty of questions. You will probably receive several different answers and they will all work because often there is more than one way to do something. Now try the one that makes the most sense and see how it works for you. You may find that another approach works better and that's fine but don't give up. It's how we learn.

It's important to not view this as a task but as your roadmap to adventure. The process can be almost as rewarding as the pride you will experience when you successfully complete that project that you thought you never could. Good luck and now go make some shavings.



Whatever your reasons for celebrating this holiday season, may your festivities include traditions that are meaningful to you, and contain lots of loving family, and friends.





MONTHLY ART AUCTION

The Board is expanding the Silent Auction event at our monthly meetings to include a featured Art item donated by a KCWT artist. This is in response to comments from several members who expressed interest in collecting wood turned art by KCWT members and to help generate additional revenue for the club. Each featured art item will be a finished, signed and numbered woodturning piece donated by a member that will be prominently displayed and advertised online before the meeting.

Bidding will be available online and will often include a reserve value or minimum bid attached to it. Please review your inventory of finished items and consider selecting a donation for the Club

Pre-auction bids can be made before the November meeting by email to <mailto:treas@kcwoodturners.org>. The highest pre-auction bid will be posted on the KCWT website in the sidebar area. Bids will be shown as \$ amount and the last four digits of the bidder phone number: see www.kcwoodturners.org



Artist: Anthony Harris

Title: Boxwood Box on an Ebony Pedestal

Dimensions: 2-1/2" diameter sphere x 5" tall pedestal (7-1/2" total)

Description: The boxwood perfect sphere is hand-threaded to separate in the middle. The sphere is elevated using a delicate ebony pedestal that is also hand-threaded.

Woods Used: boxwood and ebony



Announcements

Club Activities:

- **Beginning Bowl Turning Class** –Interest in learning to turn bowls is hot right now as Anthony Harris completed teaching a bowl class with 8 students in December and has scheduled another class in February, 2019 at our shop. Details will be posted on our website soon and check your email for a flyer announcement. Sign up quickly if interested because there are already 5 students on the waiting list for this class. See Anthony or Kevin Neelley with any questions.

Outside Events:

- **Kansas City Woodworking (Tool) Show** – Mark your calendar now to be part of this event on January 18th – 20th at the KCI Expo Center, 11728 Ambassador Drive, KCMO. We will again be showcasing our skills and talents for the greater Kansas City woodworking community and probably pick up several new members who become enamored with woodturning after exposure to what we do. A sign-up list will be circulated at our Monthly meeting on January 14th for volunteers to help with transportation, set-up, staffing the booth, demonstrations and tear-down. Contact me or Shaun McMahon with any questions.
- **Artisans in the Gardens** – We have been selected again to participate in this annual show and sale at the Overland Park Arboretum on February 9th. Start reviewing your inventory of woodturned items now to select those you would like displayed for sale. Each piece must include a short story or description that allows buyers to identify or connect with it and be priced. All sales will be subject to the 30% commission for KCWT. More details will be available soon on our website and check your email for a flyer. See me, Ann Mellina or Kevin Neelley with any questions.
- **Urban Woodsman** – Again we have been invited by the Missouri Department of Conservation to display and demonstrate woodturning on February 16th at the Discovery Center located at 4750 Troost, KCMO. A sign-up sheet will be circulated at our meeting on January 14th for volunteers to help with transportation, set-up, staffing the booth, demonstrations and tear-down. Contact me or Shaun McMahon with any questions.



AAW | AMERICAN ASSOCIATION OF WOODTURNERS



Raleigh 2019

AAW | AMERICAN ASSOCIATION
OF WOODTURNERS



July 11-14, 2019

Symposium Facility

Raleigh Convention Center
500 S. Salisbury St.
Raleigh, NC 27601

This could make an incredible Christmas Gift for someone. Just a thought.

Registration is now open!

AAW
EXPLORE!

DISCOVER PROJECTS, ARTICLES, TIPS, AND MORE!

Explore the most extensive online woodturning library in the world in only seconds.

- Fast. Easy. Three mouse clicks.
- Solve a problem. Research a technique. Find a new project. Get inspired.
- Designed by woodturners for woodturners.

Visit woodturner.org or tiny.cc/AAWExplore

FIND VIDEOS EASILY!



Discover online woodturning videos
evaluated for content and safety
in just three clicks.

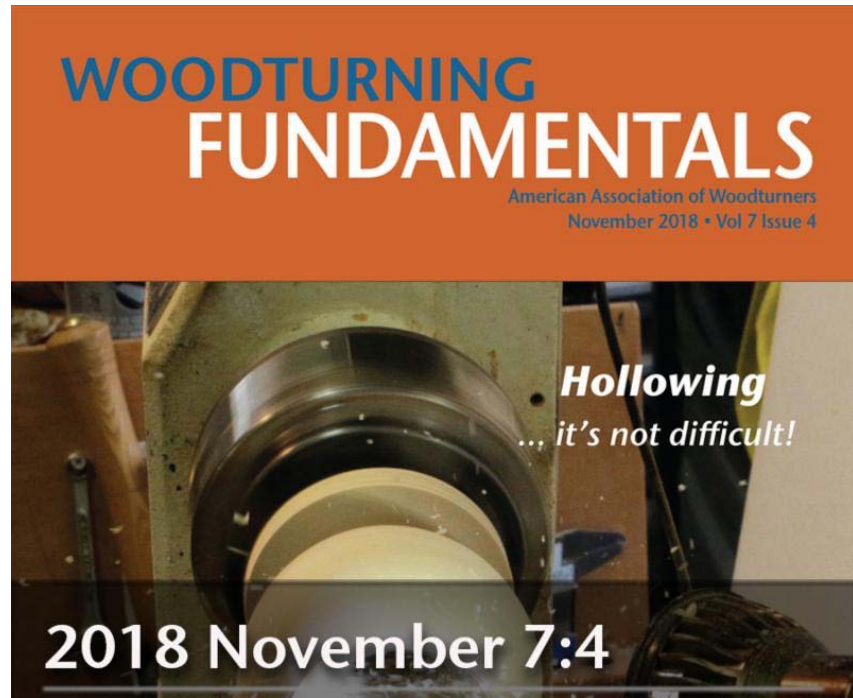
AAW VIDEO SOURCE

Visit woodturner.org or tiny.cc/AAWVideoSource

The November issue of Woodturning FUNdamentals is now available online.

FUNdamental Overview

- The Woodturning Lathe
- Grain Direction on the Lathe
- Grain Direction and Turning Tools
- Parts of a Turning Tool
- Spindle Gouge Shapes, Angles
- Skew Chisels and Parting Tools
- Bowl Gouge Shapes and Angles
- Scrapers Scrapers Scrapers
- Carbide-Insert Tools



Tools & Techniques

- Why Sand? How Sand?
- Creating a sanding and finishing plan
- Scrapers: Sharpening
- The ABCs of Woodturning

Projects

- Hollowing a Simple Form
- Penmaking Basics and Core Equipment

Turning Tips

- Lathe stand mods for storage and safety

QUOTES OF THE WEEK

"This is turning, and over there is my interest in archeology, and over there is my interest in trailers. Individually, each interest is fun, but when combined, they become an incredible combination unique to my work. I often ask students what they would do if they had an extra hour. Would it be gardening, nature, architecture, cooking, or reading? Whatever it is, add it to the thinking about your work. If it is important enough to spend precious time on, it can be a well to draw from for your turning work." ~ Beth Ireland

"For me, a piece becomes important when it leads me to a whole new investigation." ~ Beth Ireland

Please check our website (www.kcwoodturners.org) often and consider it your source for the most current information about club activities and events. It is also becoming a comprehensive resource for all things woodturning. Bookmark it on your computer and create an App on your smart phone for quick, easy access anytime.

Kansas City Woodturners Board

President
Mike Thomas
816-835-0900
pres@KCWoodturners.org

V. President
Kris Cohan
913-579-9152
vp@KCWoodturners.org

Secretary
Shaun Q. McMahon
913-908-0245
editor@KCWoodturners.org

Treasurer
Kevin Neelley
913-424-5691
treas@KCWoodturners.org

At Large Board Members

Ann Mellina
817-905-2040

Jerry James
816- 322-3704.

Howard Russell
913-851-1752

Sue Bergstrand
816-363-5465

Anthony Harris
913-648-2027

Please support those who support us.



Woodcraft Supply
8645 Bluejacket Rd.
Lenexa, KS 66214
(913) 599-2800

Store Hours
Mon, Tues, Wed, Fri 9 am—7 pm
Thurs 9 am—9 pm
Saturday 9 am—6 pm
Sunday 9 am—5 pm

As a member of KC Woodturner, you receive a 10% discount except for on sale items and power tools. Make sure you present your KC Woodturner Card.

Craft Supplies
1287 E 1120 South
Provo, Utah 84606
1-800-551-8876



Jeff Edemann offers KCWT members 10% off all items except sale items and power tools. Ask Jeff about any discount on power tools.



10% discount on lumber and supplies to all KC Woodturners Chapter members when you present your membership card!

816-892-3398
800-456-2148
Fax 816-753-0250
3001 Southwest Blvd.
Kansas City, MO 64103-3616