

# WOODCHIPS 2018



## August



## Volume 24

[www.kcwoodturners.org](http://www.kcwoodturners.org)

## Number 8

### September Challenge:

Jack Karstans will demonstrate making a Triangle from a Cube.

### Check the Silent Auction


Follow KCWT on Facebook

### September Demonstration

Something with a twist



August 3rd was another first for the **Kansas City Woodturners**. We participated in our first Crossroads First Friday and it was highly motivated by **Ann Mellina**, one of our Board members. We will also be displaying woodturned art all month in the gallery at 1708 Baltimore, Kansas City, Missouri.



Outside events are important as they help support **KCWT** both financially and in the exposure woodturning and **KCWT** get as a result. They also provide an opportunity for members to be involved with KCWT in a very meaningful way. These are the grand members who were responsible for this event. - **Ed Jaszczak, Kevin Neelley, Anthony Harris, Mike Thomas, Ann Mellina, Jack Karstens.**





# DEMO




**Chip Siskey**, also a member of the Northland Turners, a member who has provided many demonstrations for KCWT, and he provided a lesson on how to turn a spiraled finial



He brought in some examples of spirals he turned - one of them was a goblet where he drilled a hole through the stem, inserted a contrasting piece of wood and then spiraled it. Following Stuart Mortimer around at symposiums is where he became interested in the technique. He uses a variety of tools to accomplish the spirals from an Arbortech to a rasp. Chip started out showing how to lay out a spiral and it helps to have a lathe that indexes but it isn't necessary as there are other ways of accomplishing that (pic #2) which can be accessed on a computer.







Tonight he said that he was going to demonstrate a small finial with a twist. He started off by learning how to turn a left handed twist not knowing that it is the more difficult of the two. The first step is to round off the piece that you are going to spiral. After rounding off the wood bring up the tool rest so that the pencil is at the center of the wood. Make sure that you do not start the indexing at "1" as that will throw all the calculations off. I said that he was going with indexing it 6 times - 6 lines. Then he marked lines crossing the 6 he made first so that he ended up with graphing ability on the wood. After all the lines are drawn then it is a question of connecting all the dots. He used a three start twist.

There is another option - you can use a spiraling tool "but that's sort of cheating." He indicated that it is somewhat limited in its capabilities thought it is rather easy to use

"REMEMBER - shut off your lathe before you adjust your tool rest."

For this demonstration he used poplar as it is softer and the demo will go faster and easier.



He went for the general flame shape. Round the piece, mark the 6 lines with the grain of the wood, then he started with the perpendicular lines in the center of the piece. After completing the graph on the piece he connected the dots. The most difficult part of the exercise is to get the curves right. The cut lines having been made and then he marks out another line - using a red pencil - so that he can cut on the dark line and use the red line to make sure that the spirals are all the same size. He cuts the dark line away and leaves the red line. In woodturning one generally starts with the largest tool and work to the smallest one - with this it is just the opposite. The rasp he started with is the Dennis Liggett tool from Woodcraft in Denver. He also used some "cheese scrapers" to open up the grooves. Turn the red lines away, sand and finish. That's all there is to it. The video of this will also be on the website.



# THE CHALLENGE

This month The Challenge was to make a toy or something for the Irish Fest based on last month's demo by **Kris Coyan**



**Mike Thomas**



**Jack Karstens**



**Rich McCartney**



**Linda Carlson**  
**Won the challenge tool**



**Dan Carlson**



**Jerry Darter**





**Joe Vega**



**Chuck Levenson  
Kris Coyan**



**Phil Royer**



**Stuart Shanker** made a lidded box with a lid that swings out of the way. This came about because his daughter bought something like it at the Williams Sonoma store for a lot of money. Makes a great salt holder or use it for other things as well. He made it for \$3, two magnets and an hour of time. Could be a great seller at the Irish Fest. **Mike McReynolds** said that Rick Bywater got him started on the basket weave plates and he's made a 3-D cutting board last years so he thought he'd combine the two. Now he has his anniversary present for his wife. **Rich McCartney** brought in a piece he made from birds eye red maple. Doesn't know where he got it (darn it). He turned it off center to maximize the figure on the wood. It had three eyes in it.



**Tony Giordano** likes to use a lot of epoxy and likes to color it. What is left over he puts into smaller containers and can use it to make things like bottle stoppers. He gave the three he brought in to the club for anyone to use. He brought in an ornament that he made from one of his leftovers. **Jerry Lehane** brought in an ice-cream scoop turned from a Mexican ebony and he bought the kit any Metro Hardwoods. He finished it with an oil based urethane but something was not going right and he asked for someone to talk with him about how to fix it. **Jim Garner** made this item from mesquite. He really likes the wood and especially the way this turned out. It was one of the first ones he did. He also likes the worm holes. The wood came from the Silent Auction so you can get some really good wood on the back tables at the meeting.



**David Roth** brought in quite a few pens that he's made. He said that what he's been doing is casting his own resin blanks so he uses aluminide and colors and can make six blanks at a time. He also made some hybrids - wood and resin together in the same blank. **Chuck Levenson** is already making stuff for the holidays and started making potpourri boxes. One was made of a piece of black oak and he really liked it. Another was of walnut and his third one was made for the Irish Fest and it went through a number of design enhancements but he salvaged it. **Jack Karstens** has been practicing threading. He said that Anthony Harris saw him struggling with it and brought in some wood for him to try. He isn't sure what the destiny of the piece is. Someone suggested that it might be a pill crusher for this who can't swallow whole pills. He turned a contrasting part out of holly.





**Joe Vega** has a number of grandkids and he is always trying to make toys. He made these handles and then went to the Dollar Store and bought some noodles - for a dollar of course. They get pushed onto the handle and then give them to the grandkids (he has 8) and let them beat each other with them.s. "They love them." **Don Frank** brought in a bowl he turned from a piece of elm. He rough turned it about three years ago and it sat up on a shelf needing to be finished. Turned it this past weekend. **David Stalling** brought in a project that has been on his list ever since he started woodturning. The wood came from an oak tree across the street from his house which was struck by lightning a couple years ago. It is about 1/8 inch in thickness and "that's close enough." His vacuum chuck was indispensable to the project.



**Anthony Harris** had three walnut burls and he's been working on them for a while. This is another version. It took him some time to figure out why the wood looks like it does and he's concluded that it is the rotting process cause there is lots of clear wood in parts of it. He didn't do anything to the areas that had holes. He is working on another set where he is using CA glue on some parts of them. It is the first time he's tried coring anything like this. **Ann Mellina** brought in a bowl but was so busy taking pictures of everyone else items that she didn't have an opportunity to show hers. She's also camera shy. **Kris Coyan** Brough in a sycamore bowl. The end where the pits is was just like sponge and starting o rot out. He didn't want to loose the wood so he used some CA glue and sawdust to fill that area in and it looks really good and saved the project. He liked the dramatic effect the darkness had on the work.

**SHOW AND TELL IF FOR EVERYONE. IF YOU HAVE NEVER BROUGHT ANYTHING IN, PLEASE DO SO THAT WE CAN ALL BENEFIT FROM WHAT YOU ARE DOING.**

Aug 31- Sept 2, 2018



at Crown Center



Your **Kansas City Woodturners** will again have a tent at the Kansas City Irish Fest. We will be there for three days of the Fest, from Friday August 31st thru Sunday September 2nd at Crown Center. We would like to invite you to join the festivities and help out your club. We will need demonstrators and helpers, even for a couple hours, and you get in free if you sign up early enough. The club will have plenty of blanks for turning tops and bottle stoppers. We will need help turning and selling and talking about woodturning to the people that drop by our tent. The music, food and drink are great.

To volunteer, please call **Shaun McMahon** at 913-908-0245. To see what volunteers days and times are available click on this link to your club's website: <http://www.kcwoodturners.org/images/IrishFestVolunteers2018.pdf>. (copy and paste)

**If you have never participated in a KCWT outside event, this is a grand one to begin with.**



May your pockets  
Be heavy  
May your heart  
Be light  
May good luck  
Pursue you  
Both day and night.

Irish Blessing 







# MONTHLY ART AUCTION

The Board is expanding the Silent Auction event at our monthly meetings to include a featured Art item donated by a KCWT artist. This is in response to comments from several members who expressed interest in collecting wood turned art by KCWT members and to help generate additional revenue for the club. Each featured art item will be a finished, signed and numbered woodturning piece donated by a member that will be prominently displayed and advertised online before the meeting.

Bidding will be available online and will often include a reserve value or minimum bid attached to it. Please review your inventory of finished items and consider selecting a donation for the Club. Contact me or any Board member with questions and we will be glad to help. We can also provide a tax-deductible donation receipt. Kevin Neelley was our first Featured Artist at our May meeting and Jerry McMaster followed by donating one of his original pieces for auction at our June meeting. Please be sure to check our website ([www.kcwoodturners.org](http://www.kcwoodturners.org)) and look for an email each month for a picture and description of the featured art item then enter your bid.



**Tony Giordano** has donated a piece for October. TITLE: I don't normally title my pieces but they are numbered. In this instance it is "18G361".

WOOD USED: Oak. It was obtained at a KC Woodturners meeting.

DIMENSIONS: 3" X 7".

DESCRIPTION: Flower vase with PVC insert epoxyed in place so that water can be added to keep the flower fresh.

FINISH: Wood was first dyed a dark blue using TransTint. Then several layers of epoxy were applied, each layer containing metallic pigments. A final coat of an automotive polyurethane clear results in a hard, durable coating that is impervious to water. The bottom was then sealed using several coats of tung oil finish.

At the 2017 national symposium "Woodcarvers Supply" offered several Pearl essence pigments. After trying them I liked the effect and wanted to expand what could be done and purchased the metallic pigments.

18G361 contains a number of the metallic pigments which gives unique coloring. Depending on lighting and angle red, green and blue can be seen.

**Artist: For September - Jerry Darter**

Title: Tops and Spinning Display Bowl

Description: One dozen brightly decorated spinning tops and a cherry spinning and display bowl.

Wood: Tops are made from maple, spinning and display bowl is cherry.

Dimensions: Tops are approx. 2" diameter x 2-1/4" tall. Bowl is 9" diameter x 2-1/2" tall.

The Story:

Jerry Darter has made, literally, thousands of tops to give away at the Ronald McDonald House. When a child enters the front door at a Ronald McDonald House, they are greeted by a bowl of tops to take and play with. Jerry's personal mission is to turn 1000 tops every year for his charity and he has always exceeded that number. Jerry and his "Top Team" make tops at the Clubhouse and are always glad to show others how to turn a great top. They could always use a few more tops.







# Turn-On! Chicago 2018


August 3 - 5, 2018

University of Saint Mary of the Lake



The beautiful grounds and buildings of the seminary were, again, the setting for the Chicago Woodturners 8th biennial Turn-On-Chicago. It is set on 400 acres of lake, forest, walking paths, deer, and at this time of year, a whole lot of woodturners from 15 states and two countries. I attended rotations presented by Al Miotke, Kip Christensen, John beaver, Vince Welch, Betty Scarpino, Rudy Lopez, and Jennifer Shirley. A few of them I saw more than once. The day began with breakfast in the dining hall at 7:00 and two rotations were held in the morning. Lunch back in the dining hall was followed by two more rotations in the afternoon. There was a trade Show, Instant Gallery, Turning Pens for Troops, Women In Turning,

Banquet, and auction. The rotations all took place in the classrooms of one building and the visual and sound was fantastic. There was plenty of time for Q&A and the presenters were all available all weekend if you wanted to talk. The usual cast of very friendly woodturners was there and lots of good conversation about woodturning and clubs took place. By the way, the train ride up and bak was fantastic. In a couple yesars, you might give some thought to attending. **Shaun Q. McMahon**







**The Kansas City Woodturners Association Board** has decided to say THANK YOU with a \$100 Woodcraft Gift Card to one of the many people that will help at our 2018 outside events like Irish Fest and Maker Faire.

One lucky recipient will be drawn at the 2018 Holiday Party. The winner does not need to be present to win. People that SIGN UP to help for an outside event in 2018 will get one drawing chance per day so, if you SIGN UP to help for three days, you get three chances. We don't keep track of helpers who show up but don't SIGN UP, so you must SIGN UP to help to get a chance at the drawing.

Thank you all in advance for all the help you give us at your club's outside events. Let' make this a successful 2018 event season.

Your Board

Please check our website ([www.kcwoodturners.org](http://www.kcwoodturners.org)) often and consider it your source for the most current information about club activities and events. It is also becoming a comprehensive resource for all things woodturning. Bookmark it on your computer and create an App on your smart phone for quick, easy access anytime.







## FOURTH SATURDAY TOP TURNING

During Fourth Saturday Open Turning we are encouraging those who come to turn tops before they do their own thing. These tops are given to Ronald McDonald Houses of KC via **Jerry Darter**.

There were quite a few tops made 7/28

Some came with the idea of only turning top. Just a great deal of fun and some learning too. Top blanks were available for everyone.



Started with

Ended with



**Frank Missimer** made his first top. He was a bit skittish at first but warmed up during the process and he may even turn more. **Virgil Boyd**, one of the original Top Guys, got into the act as well and he came in from Lawrence to participate. Everyone makes a top that is unlike everyone else and some of them get pretty colorful. **Jerry Lehane** took some time away from the bowl he wanted to make to practice making a top. He got back to the bowl as well.



**Kris Coyan**, a little camera shy, turned a few of them and with his design background he tried really hard to challenge others to give some creative design to theirs as well. **Don Grimes** came and all he did was turn tops. **Jack Karstens** brought his lop blanks in which he makes from his home scrap pile so no wood goes to waste. Sharp tools are a must and **Anthony Harris** shows **Ann Mellina** just how to make one razor sharp.

# Thank you all



## AAW FORUM TURNING OF THE WEEK

Below is the AAW Forum's  
"Turning of the Week."

[Bob Sievers](#)  
[Bird House](#)

Paduck, wenge, maple  
Viner rose-engine turned

**Sign up for the AAW Forum**, a member-moderated online community ideal for sharing work and ideas, obtaining feedback, and connecting with other woodturning enthusiasts. You can upload photos, converse with other woodturners, and maybe even see your work as a "Turning of the Week."

- [Visit the Forum here.](#)
- [Register for the Forum here.](#)

(Note: The AAW Forum requires a new username and password that are separate from the AAW website.)



## AAW VIDEO SOURCE: FLICK OF THE WEEK

If you'd like to focus on perfecting your basic woodturning techniques before embarking on ornamental turning adventures, this video is for you. See Walter Wager demonstrate turning beads and coves on a thin spindle between centers!

[Spindle Turning Thin Spindles: Beads and Coves with Walter Wager \(TRT 14:39\)](#)

If you took advantage of the AAW's half price offer regarding membership, we encourage you to renew your membership. The AAW is the parent organization of The Kansas City Woodturners and we hope that you will continue to support it.

## Kansas City Woodturners Board

**President**

**Mike Thomas**  
816-835-0900

[pres@KCWoodturners.org](mailto:pres@KCWoodturners.org)

**V. President**

**Kris Cohan**  
913-579-9152

[vp@KCWoodturners.org](mailto:vp@KCWoodturners.org)

**Secretary**

**Shaun Q. McMahon**  
913-908-0245

[editor@KCWoodturners.org](mailto:editor@KCWoodturners.org)

**Treasurer**

**Kevin Neelley**  
913-424-5691

[treas@KCWoodturners.org](mailto:treas@KCWoodturners.org)

## At Large Board Members

**Ann Mellina**

817-905-2040

**Jerry James**

816- 322-3704.

**Howard Russell**

913-851-1752

**Sue Bergstrand**

816-363-5465

**Anthony Harris**

913-648-2027

Please support those who support us.



**Woodcraft Supply**  
8645 Bluejacket Rd.  
Lenexa, KS 66214  
(913) 599-2800

**Store Hours**

Mon, Tues, Wed, Fri 9 am—7 pm  
Thurs 9 am—9 pm  
Saturday 9 am—6 pm  
Sunday 9 am—5 pm

As a member of KC Woodturner, you receive a 10% discount except for on sale items and power tools. Make sure you present your KC Woodturner Card.

**Craft Supplies**

1287 E 1120 South  
Provo, Utah 84606  
1-800-551-8876



Jeff Edemann offers KCWT members 10% off all items except sale items and power tools. Ask Jeff about any discount on power tools.



10% discount on lumber and supplies to all KC Woodturners Chapter members when you present your membership card!

816-892-3398  
800-456-2148  
Fax 816-753-0250  
3001 Southwest Blvd.  
Kansas City, MO 64103-3616