

WOODCHIPS

2018



Volume 24

www.kcwoodturners.org

Number 7

July Challenge:

A game or something for
the Irish Fest

Check the Silent Auction

Follow KCWT on Facebook

July Demonstration

Chip Siskey will
demonstrate how to turn a
spiral finial



Today's demonstration was provided by
Kris Coyan and Shaun McMahon.



Kris found this idea on the internet - he seems to peruse it quite a bit, basically Pinterest - a golf game where a top is used as the ball and the object is to get the top in the hole, identified by a flag. It is after all a golf game. He thought it would be a really grand idea to show this and to encourage members to make this or another kind of game for the Irish fest. This is a sort of anybody-can-do-it kind of project. Basically it is a disk/platter having a little bit of a ridge around the edge, with a raised center and a hole in the center. Of course a top is also necessary. One spins the top on it and the plate is maneuvered so that the top ends up in the hole. The plate can be any size (works best if it can be held in one hand), the whole needs to be large enough for the tip of the top to fit in it, the flag is easily made from a dowel and it needs to be able to fit into the hole and you can even put a flag on the pole if you want more authenticity.




This is the kind of project you can set on a coffee table for people to play with. Kris brought a couple variations of the game. One used little beads that were hit into holes drilled along the edge of the plate by the top that was turned so that it would wedge the needs and send them flying around the plate. He enhanced the game by putting a plexiglass top on the plate so he needs wouldn't fly out. Another was a double sided green with one side being more difficult that the other. He brought a completed top/golf game that he had embellished with color and even a couple sand traps. M Kris compares this to an old school fidget spinner.

Shaun turned a disc starting between centers, putting a mortis on the bottom, chucking it and turning the top and drilling the whole.



After the plate has been turned then he embellishing can begin. Kris uses aniline dyes. Pretty much anything can be used from paint to colored pens. Because this is a golf game, he chose green. He is very intuitive. He used Bermuda grass. He covered the green except for the areas where he was going to put a trap and he used some water to lighten the color right around the hole.

To make the sand trap he used a Dremel tool and a ball cutter.



I recently came across a disturbing statistic that should not surprise me but it did and I feel compelled to comment. AAW membership now numbers north of 20,000 but the actual number of votes cast in the past for the annual Board of Directors election is only about 1,000. Folks, that's in the neighborhood of 5%. Let that sink in. On average, only one out of 20 members bother to vote. Are you kidding me? I'll guarantee that more than 1,000 members each year lodge complaints and criticism about what the AAW is doing. The national average for similar organizations is more than twice that at 10% – 20%. So, if these people want change in leadership or direction, why don't they vote? Don't be one of them. Statements and a short video by each of the six candidates for the AAW Board election this year are now posted online at www.woodturner.org and will be published in the August issue of American Woodturner. I urge you to review them and prepare to cast your vote during the month of August. Your vote is important and particularly so recognizing the unusually low participation and stable of outstanding candidates on the ballot this year. Thanks!



Club Activities:

- **First Friday Demo and Gallery Display** – The art world will be awakened with what KCWT has to offer on August 3rd at Community Church and Gallery located in the Crossroads District at 1708 Baltimore, KCMO. We will bring a lathe and demonstrate turning simple, quick items available for sale outside under a tent and inside the gallery will feature 20-30 fine wood-turned art pieces by members for sale or display during the month of August. This is our first experience participating in a First Friday event in the Crossroads District and we are expanding our gallery exposure to increase community awareness of KCWT and our member artists. Staffing needs are covered at this time so a sign-up sheet for volunteers will not be circulated but extra help is always appreciated. Plan now to attend for a good time (5:00 to 9:00 PM) and help make this event successful. Contact Ann Melina, Kevin Neelley or Mike Thomas with any questions.

- **Prep for Irish Fest** – Labor Day weekend and the Irish Fest will be here before you know it so work has already begun to prepare items for sale at this event. You can help by donating any turned Irish related items (very broadly defined) like tops, bottle stoppers, pendants, etc. to help build our product inventory. Consignment sales will be accepted for personal items with KCWT retaining our customary 30% sales commission. Please contact Shaun (Mr. Irish Answer Man) McMahon with any questions.

Outside Events:

- **Irish Fest** - The only place to be this Labor Day weekend will be working the KCWT booth at the Irish Fest at Crown Center. If you have not attended this event before, you owe it to yourself to come. We have arranged three stages of live music and plenty of food and beverage vendors will be on hand to support KCWT activities. Opportunities are now available to sign up for turning demonstrators, sales associates, KCWT Membership recruiters, setup/teardown engineers and cleanup volunteers. No experience needed and free on-the-job training provided. A sign-up sheet will be circulated at our August 13th meeting. Check www.kcwoodturner.org for complete details and contact Shaun McMahon with any questions.

Please check our website (www.kcwoodturners.org) often and consider it your source for the most current information about club activities and events. It is also becoming a comprehensive resource for all things woodturning. Bookmark it on your computer and create an App on your smart phone for quick, easy access anytime.

I hope you enjoy this addition to WoodChips and find it helpful. Please let me know if you have any thoughts or suggestion on how I can improve it.

Happy Turning and Be Safe!

Mike Thomas



Member and guests peruse the items that are in the monthly Silent Auction. **Kevin Neelley** gets here early to get out the many items for the auction. All the money raised goes to support KCWT. There are always some really good pieces of wood and some tools among other things = always items usable for any woodturner.

SYMPOSIA

If you are looking for something woodturning oriented for this summer here are a couple ideas you might consider.

There's Still Time to Join Us!

Southwest Association of Turners 27th Annual Symposium
August 24, 25 and 26th, 2018 Waco Convention Center,
Waco, Texas

Online Registration is open until August 8th

We hope you will join us for one of the biggest Turning Symposiums in the world. Our goal is to give you the best demonstrators, vendors, Art Gallery and learning experience for your money, and still include lunch every day in a relaxed informal atmosphere. Where else could you find:

- Lead Demonstrators include *Stuart Batty, Keith Gotschall, Ashley Harwood, George Hatfield, Dan Tilden, Craig Timmerman and Alan and Lauren Zenreich. Great Regional Demonstrators as well!*
 - Lots of turning classes (total of 54 Rotations)
 - A Cajun Dinner with a celebrity turn-off (tickets sold separately)
 - Great lunches (included)
 - Biggest Art Gallery of all the symposiums
 - "2-for-1" drawings, first drawing for ART and second drawing for TOOLS & WOOD
 - Lathe giveaways
 - Over 45 vendors in 90 booths
 - Along with internationally known turners ... demonstrating in the vendor area
- Come on down to Waco Texas and see what everyone is talking about. There is only one SWAT!

Go to www.swaturners.org for all the details. Don't miss it!



Turn-On! Chicago 2018

August 3 - 5, 2018

University of Saint Mary of the Lake



THE CHALLENGE

Mike McReynolds demonstrated a cryptic box last month and the challenge was to either make one or make a puzzle of some kind.



Mike Thomas



Mike McReynolds



Bill Kuhlman



Joe Vega



Chuck Levinson



Dan Carlson



Jack Karstens



Anthony Harris



Linda Carlson



Anthony Harris had some walnut burl and cored it and was able to get 5 pieces. He finished some with Watco and some with lacquer-he was testing them to see which he liked better (lacquer won). He dug some of the soft wood out with a dental pick and used some sand blasting. **Chuck Levinson** likes to watch Tim Yoder on YouTube and this is another of his projects - a bandsaw project that doesn't use a bandsaw. It is all turned. He sees it as a small jewelry box for a child. **Kris Coyan** said that the coming together of his wife's jewelry making and his turning was inevitable. He made some discs and she embellished them. He also brought in a lidded bowl in - not what he originally intended (design enhancement).



David Stalling brought in a walnut platter which is a remnant of a bowl and finished it off with superglue. He also brought in a couple vases and sent one to his sister who embellished it with polymer clay so it is a sort of mixed art kind of a thing. **Rick Bywater** brought in a bowl which is the big brother to one he brought in a couple months ago. It is silver maple with walnut oil and lacquer. **Mike Erickson** -There were flower vases the dye he used was from Craft Supply as well as the glass tubes. The one that is not Dyed was made from Epay wood. The hollow form was made from Maple and dyed with the dye from Craft Supply. The dye is the Artisan alcohol dye.



The Kansas City Irish Fest is fast approaching and we need your help to make our participation a success. a success. There are two and a half days worth of assistance needed and it really is quite a bit of fun. We need people to help set up on Friday August 31 and take down on Sunday September 2nd and in between we need four people every hour for the time between 5:00 on Friday and 11:00 PM on Sunday. The schedule will be on the web site and you can call Shaun at 913-908-0245.



MONTHLY ART AUCTION

The Board is expanding the Silent Auction event at our monthly meetings to include a featured Art item donated by a KCWT artist. This is in response to comments from several members who expressed interest in collecting wood turned art by KCWT members and to help generate additional revenue for the club. Each featured art item will be a finished, signed and numbered woodturning piece donated by a member that will be prominently displayed and advertised online before the meeting.

Bidding will be available online and will often include a reserve value or minimum bid attached to it. Please review your inventory of finished items and consider selecting a donation for the Club. Contact me or any Board member with questions and we will be glad to help. We can also provide a tax-deductible donation receipt. Kevin Neelley was our first Featured Artist at our May meeting and Jerry McMaster followed by donating one of his original pieces for auction at our June meeting. Please be sure to check our website (www.kcwoodturners.org) and look for an email each month for a picture and description of the featured art item then enter your bid.



This month's donation was made by **Kris Coyan** and the lucky buyer was **Kevin Neelley**.

The July piece is donated by **Rick Bywater**. Description is on the web site.



The August piece is donated by **Jerry Darter**. It is



Puzzle Pictures of Woodturnings

Dick Sing

Over the years, I have given bowls, bottle stoppers, pens, and a variety of other turnings as gifts to family and friends. It is that time of the year again to come up with something new and novel.

While shooting some pictures of my turned work, I had the perfect answer right in front of me, a collage of turned objects. My wife Cindy and I, almost simultaneously, commented, "Wouldn't that make a unique, challenging, great-looking puzzle?" So began our quest for a source.

Numerous online sources are available that make use of photos to create puzzles, calendars, mouse pads, or just about anything imaginable. There are many choices for size and the number of pieces for puzzles. Prices depend on the size, puzzle backing, and the number of pieces.

What wood-turned item would you photograph and like converted into a puzzle? Perhaps a collection of small items is just the right idea? Gather together a few bottle stoppers, pens, and bowls to see what you can come up with. Or, how about a photo of yourself, in your shop in action at the lathe, shavings flying? With a bit of preplanning,

you could make a customized puzzle of yourself making a toy for one of your grandchildren. Give the toy and the puzzle to the child for a holiday gift. A turned top makes a great stocking stuffer and the puzzle to match would be unique.

If you want to be diabolical, choose something intricate, with similar colors and patterns, and with very little change in the background. This will make it more of a challenge to assemble


the puzzle. Wood shavings are hard to link together, truly a puzzle!

The subject matter for puzzles is endless. Combined with your turning talent, the gift will be priceless. ■

Dick Sing teaches and demonstrates worldwide and is the author of nine books and various articles on woodturning. He combines the skills acquired from his former work in the tool-and-die trade with the eye of an artist. Dick lives in Illinois with his wife, Cindy.



Dick Sing - Gorst duPlessis Collaboration



Dick Sing - Gorst duPlessis Collaboration

First Friday in the Crossroads



Mark your calendar! On the **First Friday of every month all year long**, thousands of residents and visitors fill the sidewalks of the Crossroads in Kansas City, enjoying what has become the city's liveliest and most popular event. Arts organizations, galleries, studios, and a wide variety of local businesses feature regional and national artists as well as live entertainment starting at 5 p.m.

All,

The Kansas City Woodturners have the opportunity to show their work at Community Church and Gallery. It is located in the Crossroads District, the center of the arts community at 1708 Baltimore, Kansas City, Missouri. The space functions as a church on the Sundays and a gallery during the week. After meeting with Tyler and Leigh Ann, Howard Russell and I found they would like to display approximately 20-30 of our best pieces for the month of August. They have lots of wall space so they have asked for pieces that could be suspended from cables coming from the ceiling. Leigh Ann suggested using "D" rings. You are receiving this email because the Board feels you have large platters or wall hanging pieces or other pieces that exhibit woodturning at it's finest. Depending on the number of pieces provided, your pieces could be on display for a week or the entire month. In addition to providing your pieces you would need to write a short story or summary for each piece or provide me information and I will write something. Leigh Ann will display your information next to your pieces. I'm not sure yet if she wants the pieces just for display or if we can put prices on them in hopes of selling something. I'll ask. (Kevin is looking into 20 feet of installing shelves on the wall.

First Friday evening, August 3rd, the gallery will set up a bright yellow, 10x20 tent outside the gallery. They will provide balloons for added attention. That evening we can have a turning demonstration and attempt to sell other pieces we have turned. I think simple or inexpensive pieces might sell here but anything is welcome. If you have pieces for First Friday evening, please consider helping us in the tent. As you know, the club will take 30% of any sale. I'll find out how much the gallery wants if a piece inside sells (Kevin thinks they also take 30%).

Please be thinking about what you could loan to the gallery for the month. So we can get an idea of what you have, please snap a quick photo with your phone and email it to me at: annmellina@hotmail.com. We want to make sure we have a nice variety of art on display.

Keeping up with all these pieces is a chore. I'm asking that you submit an inventory sheet with pictures. A small sticker with your initials and number on the bottom will make it much easier for me to keep up with what you submit.

I would like to start gathering your pieces and their stories around July 18 but would appreciate possible choices as soon as possible.

Thanks,

Ann Clark Mellina
<mailto:annmellina@hotmail.com>
817-905-2040



The Kansas City Woodturners Association Board has decided to say THANK YOU with a \$100 Woodcraft Gift Card to one of the many people that will help at our 2018 outside events like Irish Fest and Maker Faire.

One lucky recipient will be drawn at the 2018 Holiday Party. The winner does not need to be present to win. People that SIGN UP to help for an outside event in 2018 will get one drawing chance per day so, if you SIGN UP to help for three days, you get three chances. We don't keep track of helpers who show up but don't SIGN UP, so you must SIGN UP to help to get a chance at the drawing.

Thank you all in advance for all the help you give us at your club's outside events. Let' make this a successful 2018 event season.

Your Board

Please check our website (www.kcwoodturners.org) often and consider it your source for the most current information about club activities and events. It is also becoming a comprehensive resource for all things woodturning. Bookmark it on your computer and create an App on your smart phone for quick, easy access anytime.



AAW FORUM TURNING OF THE WEEK

**Kurt Wolff-Klammer
Figured Maple Platter
10"**

This year the Irish Fest is having a

JURIED ART CONTEST


Give some thought to participating. Should be lots of fun, something to stretch your skills, make more shavings or chips.

More information below.



- Enter a **garden faerie, leprechaun, gnome, or sprite** to win \$500. All art mediums welcome.
- Winning piece becomes property of the Kansas City Irish Festival
- Entries due August 20th. All entries will be on display in Kansas City's Irish Festival's Art in the Park over Labor Day Weekend.
- For more info. Contact Paige @ cpaigeoc@sbcglobal.net

Maker Faire® Kansas City



A big thank you goes out to the following KCWT members for their help with the Maker Faire: **Jerry Darter, Ed Jaszczak, Larry Dice, David Burks, Mike Erickson. Jerry Lehane, Sue Bergstrand, Phil Royer, Anthony Harris, Matt Sullivan, Ann Mellina, Mike Thomas, Kevin Neelley, Kris Coyan, and Vern Hadsall.** Your generosity is exceeded only by your good looks, talent, and lively personalities. Besides all the fun that was had the Faire also brought in \$151 mostly from tops.

Buying Your First Bowl Gouge

By John Lucas

For a beginner, buying turning tools can be a daunting task.

Do you choose high-carbon steel, high-speed steel (HSS), or powdered metallurgy? What about cryogenically treated tools? Out of the confusion of tools available, which one do you really need? Sometimes it depends on what you turn, but even then, every turner seems to have a different opinion.

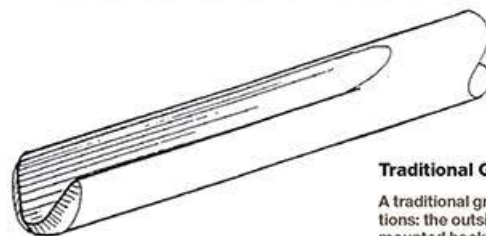
Before making a recommendation, I asked turners from beginner to professional what they own and what they would recommend for a beginner. Almost all recommended a $\frac{3}{8}$ " or $\frac{1}{2}$ " bowl gouge.

It's important to note that English gouges are designated by flute width while American gouges measure the diameter of the shaft. A $\frac{1}{2}$ " American gouge is about the same as a $\frac{3}{8}$ " English tool, so it's possible some turners were actually recommending the same tool.

What steel?


Because high-carbon steel doesn't hold an edge and carbide is too hard to sharpen, most professionals favor high-speed steel and powdered-metallurgy tools.

You won't find new gouges manufactured from high-carbon steel or carbide. You'll choose between



Traditional Grind

A traditional grind has some sound applications: the outside of a face grain bowl when mounted backward (base is at tailstock side) or for opening the interior of a bowl (opening is now facing tailstock side).



With a properly ground bowl gouge you can rough-turn a bowl, form the outside and hollow the interior, and shear-scrape it to a smooth finish. The gouge



This $\frac{3}{8}$ " bowl gouge has a fingernail grind.

standard HSS (most are M2) and high-wear steels (often in powdered metal) like 2030, 2060, A11, and V15. Although cryogenically treated tools offer an advantage in edge holding, they are expensive for a beginner.

The bowl gouge will become the most versatile tool in your toolbox.

is also fine for roughing end-grain boxes and hollowing vases. (It tends to scrape rather than cut end grain.)

Some turners prefer a V-shaped flute, some a U-shaped flute, while others prefer the superflute, a shape somewhere between a V and a U. I have all three types at my lathe and find only minor advantages of one over the others. For a beginner, proper sharpening is more important than flute shape.

What profile?

Bowl gouges are available with tips ground to the manufacturer's standard profile or to a special profile developed by any of several well-known professional turners. The

Illustration: Angelo White and Rosanna Lukovic

In his article, "Buying Your First Bowl Gouge," by John Lucas, from the Winter 2008 issue of *American Woodturner*, John answers common questions about gouge steel, profile, and grind, to get the beginning turner started on the road to enjoying bowl turning.

You can find the complete article I On the AAW web site along with a plethora of additional information ranging from beginners tips, how to, videos, and interviews. CHECK IT OUT!

If you took advantage of the AAW's half price offer regarding membership, we encourage you to renew your membership. The AAW is the parent organization of The Kansas City Woodturners and we hope that you will continue to support it.

Kansas City Woodturners Board

President

Mike Thomas
816-835-0900

pres@KCWoodturners.org

V. President

Kris Cohan
913-579-9152

vp@KCWoodturners.org

Secretary

Shaun Q. McMahon
913-908-0245

editor@KCWoodturners.org

Treasurer

Kevin Neelley
913-424-5691

treas@KCWoodturners.org

At Large Board Members

Ann Mellina

817-905-2040

Jerry James

816- 322-3704.

Howard Russell

913-851-1752

Sue Bergstrand

816-363-5465

Anthony Harris

913-648-2027

Please support those who support us.



Woodcraft Supply
8645 Bluejacket Rd.
Lenexa, KS 66214
(913) 599-2800

Store Hours

Mon, Tues, Wed, Fri 9 am—7 pm
Thurs 9 am—9 pm
Saturday 9 am—6 pm
Sunday 9 am—5 pm

As a member of KC Woodturner, you receive a 10% discount except for on sale items and power tools. Make sure you present your KC Woodturner Card.

Craft Supplies

1287 E 1120 South
Provo, Utah 84606
1-800-551-8876



Jeff Edemann offers KCWT members 10% off all items except sale items and power tools. Ask Jeff about any discount on power tools.



10% discount on lumber and supplies to all KC Woodturners Chapter members when you present your membership card!

816-892-3398
800-456-2148
Fax 816-753-0250
3001 Southwest Blvd.
Kansas City, MO 64103-3616