

WOODCHIPS 2017



MAY

Volume 23 Number



June Challenge:
Make a stem for a glass or goblet

Look at the silent auction items when you come into the meeting.
Follow KCWT on Facebook


June Demo
Inlay techniques by a variety of club members

If you have not registered or volunteered to help, please do so soon. This is an event that you just don't want to miss.

WOODTURNING! COME LEARN. LEAVE INSPIRED.

Increase your woodturning skills and know-how better and faster.
Get new ideas that will recharge and motivate you.
Meet friendly turners from across the globe.

- For all skill levels
- 100+ demos and panel discussions
- Internationally known demonstrators
- Trade show with 100+ exhibitor booths
- Exhibitions and gallery with 1000+ works
- Auctions of turned art
- Charitable initiatives
- Networking opportunities



**AAW'S 31ST ANNUAL
INTERNATIONAL SYMPOSIUM**

June 22-25, 2017
Kansas City Convention Center
Kansas City, Missouri

Details and registration at tiny.cc/AAW2017KC, woodturner.org, or call 877-595-9094 (toll free)

National Juried Exhibition Continues through June 12

Art at the Center

Tomahawk Ridge Community Center
11902 Lowell

5:30 p.m. - 7:30 p.m.

Show runs through June 12

The Art at the Center Juried Exhibition is the highlight of the annual Art at the Center series. [See the list of prize winners here.](#)




2008 Collapse
Ryan Johnson

There are three KCWT members who are exhibiting in this show. Rick Bywater has three pieces in the show; Dick Woodhouse has two; Kevin Neelley has one.



If you haven't made it to Open Turning recently you are missing out. There are some members turning some pretty large items. There are others turning all sorts of things and even more discussing the fine points of the art and craft of woodturning while eating donuts or something.





Meeting




Larry Dice provided us the demonstration this month. He has been buying glasses at IKEA, breaking the stems off them, and turning wooden stems for the goblet. He showed us how he goes through this process. The first part is breaking the stem off - make sure that you use gloves for this part. Score the glass all the way around about 3/8 inch below the bottom of the goblet. Then it breaks easily by hand.



He puts the blank between centers and puts a tenon on one end of it. He chucks up the blank and then the next step is cutting the hole. Mark the drill bit so that the hole is the appropriate depth - make it deep enough so that a bit of adhesive will be at the bottom of the hole. After the hole is drilled then the the shaping of the top part of the stem can begin.



Keep the goblet handy so the fit can be checked periodically. You do want to have some wood supporting the bottom of the goblet. You can make the stem look like anything you want - it is totally up to your imagination.



Larry said that he does like to leave the stem a little thick but it is all personal preference. He takes his time making easy cuts. This process does not need to be hurried. In parting it off make sure that you concave the bottom a little. He also tries to sand it as much as possible because after parting it off it is more difficult to sand. He generally starts sanding at 600 grit.



He uses the E6000 adhesive because it is flexible and he scores the part going into the stem to increase adhesion. It takes about 24 hours to fully adhere. You can use whatever adhesive you want but one that hardens is likely to fail as the brittleness will have the stem work loose. He learned this from experience. If you are going to make a group of them for one person, you can put different googhas on each one so they can be told apart. Finish it however you want. Larry uses wipe on poly - General Finish. He puts the finish on prior to gluing.



Mike Thomas delivered the announcements - We3 have a new Powermatic 3520B. We are also getting some new electrical in the shop.

There are AAW Raffle Tickets available on the web site.. The proceeds of the raffle go to the local woodturning clubs.



Shaun Q. McMahon again mentioned the need for Bowls for kids and boxes for Beads of Courage.. **Rich McCartney** addressed the need for volunteers at the Symposium.

So - we need bowls, boxes, and volunteers. Please help.



Anthony Harris spoke about the need for volunteers to help with the Lighthouse Project - visually impaired turners- 3rd session on Friday of the Symposium

Mike then led the silent auction and some members got some pretty good wood.



EDITORS NOTE

Sorry for the delay in getting Woodchips out. There was a major malfunction of the computer and it still isn't back to 100 percent. Hopefully, it will be soon. Thank you for your patience and understanding.



This month's challenge was to make 5 tops to donate to The Ronald McDonald Houses of KC. This challenge was based on the demonstration done last month by **The Top Guys**. There were **over 250 tops** brought in.



Thank you KCWT



Shaun Q. McMahon



Tony Giordano



Darrell Agee



David Blair




Phil Royer



Joe Vega



Sue Bergstrand



Ed Jasczac



Chuck Levenson



Larry Dice



Jerry Darter being pleased
with all the tops that were
made



Jack Karstens



Kris Coyan



Anthony Harris



David Stallings



Mike Thomas



Dick Woodhouse



Jerry Darter Mike Erickson

AAW Symposium will be here in Kansas City in less than 25 days.

KCWT is the primary host club for this event. Our participation at this point is pretty disappointing.

We have about 160 paid members and only 25 volunteers who are participating in the AAW Symposium at this point.

If you are contemplating attending the event, it will be helpful if you register now and also volunteer to help.

If you aren't going to attend the event as a registered attendee, you can still volunteer. You do NOT need to be registered to volunteer. **WE NEED VOLUNTEERS.** Anyone 18 and older can volunteer, family members, neighbors, people you know but aren't necessarily that close to, the barista at the Starbucks where you get your coffee, former students, church members your know, You get the idea.

KCWT and the AAW will appreciate it
You will too if you are there



Shaun Q. McMahon brought in his Beads of Courage Box. It was hollowed out with the Andre Martel tool and had a Beads of Courage button embedded in the knob. **Anthony Harris** made a box top, cocobolo and **Kris Coyan** bought some box elder and made some square boxes.

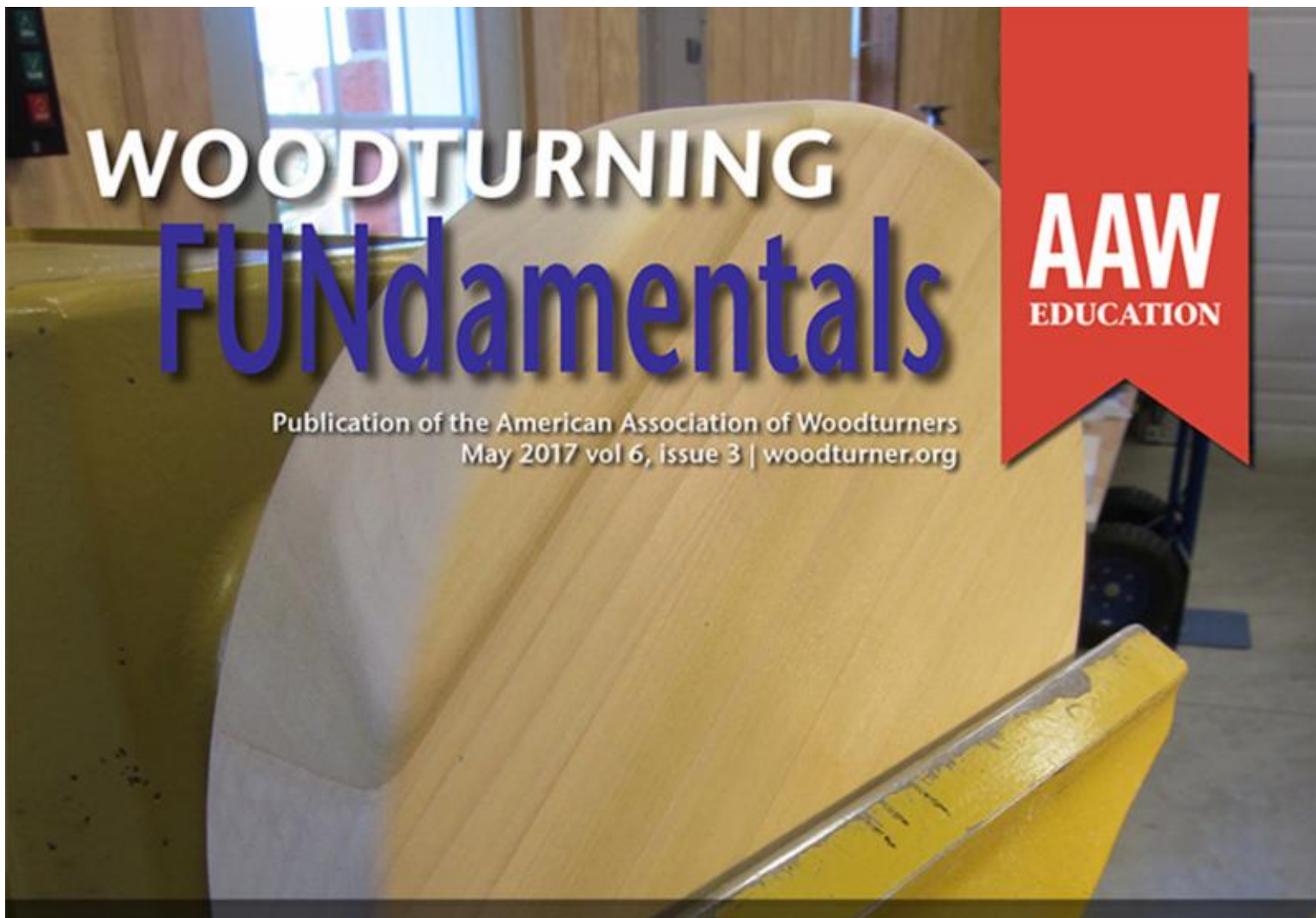


Chuck Levinson decided to make tulips and used a Dremel tool to cut things out. Make sure you sand the inside first. **Mike Erickson** used some small pieces of walnut he found in the shop and he made some boxes with them. **Jack Karstens** used zebra wood to make a box for Beads of Courage and turned it inside out.



David Stallings brought another in his series. Said it might be his last one - doubt it. The wind catchers are made from coconuts. **Dick Woodhouse** brought in an urn he was going to bleach but he added the contrasting wood so couldn't and he made a fancy top for it. **Jerry Darter** likes to shave and discovered the shaving brush method and needed to make some handles for the implements and the shaving brush handle is in the form of a top - go figure.

The current issue of **Woodturning FUNdamentals** is now available online!



PROJECTS

- Beyond the Basic Apple
- Turning a Hair Pin
- Wooden Stool as a Skill Builder
- Wazzos

TECHNIQUES

- Singing the Green Wood Blues
- Personal Path
- Dying for a Great Color Finish

Kansas City Woodturners Board

President

Mike Thomas

816-835-0900

pres@KCWoodturners.org

V. President

Jack Karstens

913-897-4301

vp@KCWoodturners.org

Secretary

Shaun Q. McMahon

913-908-0245

editor@KCWoodturners.org

Treasurer

Kevin Neelley

913-424-5691

tres@KCWoodturners.org

At Large Board Members

Mike Erickson

913-829-6534

Kris Coyan

913-579-9152

Sue Bergstrand

816-363-5465

Anthony Harris

913-648-2027

Please support those who support us.



Woodcraft Supply

8645 Bluejacket Rd.

Lenexa, KS 66214

(913) 599-2800

Store Hours

Mon, Tues, Wed, Fri 9 am—7 pm

Thurs 9 am—9 pm

Saturday 9 am—6 pm

Sunday 9 am—5 pm

As a member of KC Woodturner, you receive a 10% discount except for on sale items and power tools. Make sure you present your KC Woodturner Card.

Craft Supplies

1287 E 1120 South

Provo, Utah 84606

1-800-551-8876



Jeff Edemann offers KCWT members 10% off all items except sale items and power tools. Ask Jeff about any discount on power tools.



816-892-3398

800-456-2148

Fax 816-753-0250

3001 Southwest Blvd.

Kansas City, MO 64103-3616

10% discount on lumber and supplies to all KC Woodturners Chapter members when you present your membership card!