

WOODCHIPS - 2017



January

Volume 23 Number 1



February Challenge:

a sphere

**Look at the silent
auction items when you
come into the meeting.**

February Demo

**Stuart Shanker will
show how to turn a
cheese platter**



June 23-25 is not that far away

Go to the AAW website to
register

You can volunteer too



**Mike
Thomas**
President

**Jack
Karstens,**
V. P.



**Shaun
McMahon**
Secretary



**Kevin
Neelley,**
Treasurer

The **KCWT** Board meets the first Monday of every month. The meetings take place in the shop area. If you have anything that you want us to present, concerns you have, ideas for KCWT to consider, please contact one of the Board members. All their contact information is on the last page of Woodchips every month.

Kris Coyan,
At Large



**Sue
Bergstrand**
At Large

**Mike
Erickson,**
At Large



**Anthony
Harris,**
At Large



New Years Resolutions For Woodturners

During 2017 I resolve to...

make every cut perfectly
stop using my 80 grit gouge
take more pictures of my work so I can post them.
participate more in the KCWT Challenge and Show and Tell.
take a more rounded approach to life.
be very aware of safety every time I turn
turn at least two things I have never turned
pay my KCWT dues ASAP
participate in the 2017 AAW Symposium being held in Kansas City, MO this year
to take a good look at joining the AAW so I can fully participate in the AAW Symposium
to keep my mind and my tools sharp
be wary of people with skewed views
become proficient with the tools I have
pay KCWT dues right away
help with the Woodworking show



When you see this couple, please thank them - they provide all the refreshments for the meetings. They are **Dan and Linda Carlson** and we wouldn't know what to do without them.

DEMONSTRATION

This month's demo was provided by our Treasurer and resident segmenting expert **Kevin Neelley**. He has figured out a way to make perfect spheres every time and even invented a tool in the process.





He started off by saying that if he kept his mouth shut the entire demonstration would take about 10 minutes - doesn't take very long to turn a sphere.

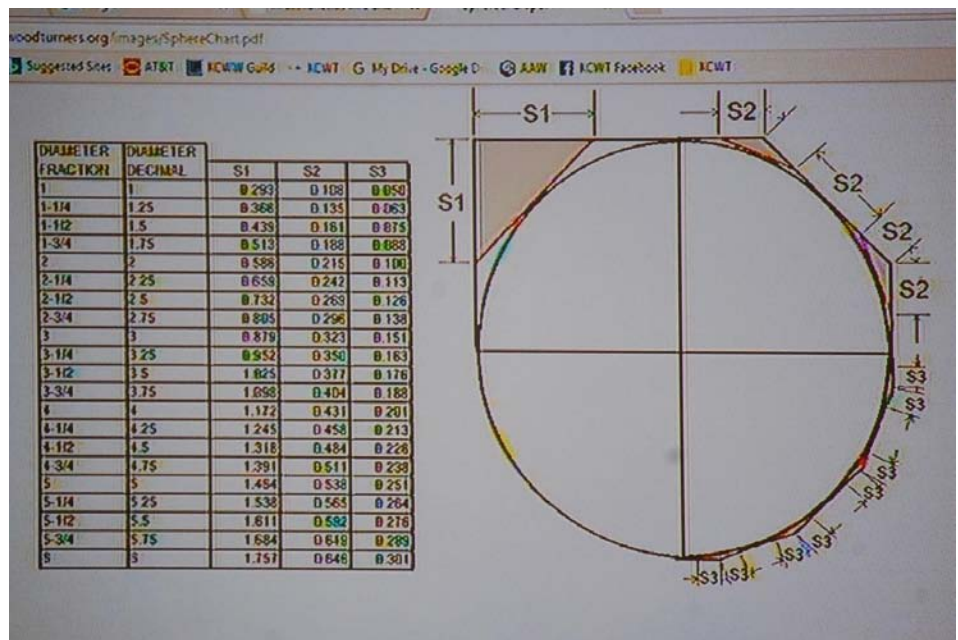
He got interested in spheres at the last Woodworking show because he was looking for something to turn on Sunday and went on YouTube and found all these sphere videos that involved a lot of eyeballing and/or math. He has a more number oriented engagement with the world. He found a method that involves the use of calipers and a chart.

Get your wood and cut it about an inch longer than the sphere you want and make it a cylinder. He used a skew as a negative rake scraper to true up the wood.


Then you set the calipers to the diameter of the wood and then transfer the measurement to the horizontal piece of wood. This shows the material that needs to be cut away - everything not part of the sphere.

You end up with a piece of wood as long as it is wide with a small tenon on each end and between centers.





Using the sphere making information in the above chart on the left and the math information in the chart on the right, (this chart is available on our web site) S1 is marked off and then the wood is cut flat between the lines drawn on the cylinder. When those cuts are made then S2 lines are drawn and cuts made. Completing that the S3 lines are drawn and the cuts made.




Distortion caused by the camera - Kevin is holding the object - the potential sphere - and it looks pretty round after the cuts for S3 have been made. Make the cuts carefully using a spindle gouge followed up with a negative rake scraper..



Now the tenons need to be taken off, the sphere sanded smooth, and finish applied.

This necessitates the making of a couple cup holders.



The cups are made from as cylinder mounted between centers. turn a tenon on each end and then cut a piece off the tailstock end. Chuck up the other piece and cut off what is not necessary. For the piece still in the chuck, turn out of the center the wood concaving it so that the only part of the cup contacting the sphere will be the edges. Take the second piece., put it in the chuck, concave it and then drill a hole it it so it fits over the end of the One Way Center. You have to



ask him about his special tool. It's great.



The Challenge was based on **Jack Karsten's** demonstration of inside-out turning in November. The Challenge is to encourage all members to try new and different things. Those who participate in all Challenges during the year qualify for the valued "IT" designation on their name tag. This involves 11 turnings during the year. Everyone can participate. Members can also bring in challenge pieces at later times - they just have to be done during the current year.



Shaun McMahon



Jack Karstens



Mike McReynolds



Mike Erickson



David Blair



Ed Jaszczak (won tool)



Sue Bergstrand



Kris Coyan



Don Gruis



Show and Tell is that part of the meeting where everyone has the opportunity to discuss something that they are working on, the way it was done, the finish they used, the mistakes they made and ask for any help they need from those present.

This is also how a lot of ideas come about. One person sees what another has done and then it gets changed: added to, subtracted from, twisted around, and lots of turners are enhanced by the process.

KCWT needs you to participate



Mike Thomas brought in this Box Elder bowl which he needed help in finishing as he needed a larger piece of PVC for his vacuum chuck and he got an answer. **Jerry Darter** is ready to make this year's first delivery of tops to Ronald McDonald house.. This year shooting for 2000 and needs more help. **The fourth Saturday this month he will be demonstrating top turning in the shop for those wanting to learn.** **Rick Bywater** brought in some more of his "basket" surface decorated plates and a bowl



Trying something new has never been one of **Mike Erickson's** fears. Why not make a hollow top with things on the inside. Even spins OK. **Larry Dice** was looking for a way to identify Christmas gifts and so he made tops (another Jerry Darter idea) and attached string and wrote to and from on the tops. A tag that keeps on giving. **Mike McReynolds** let this wood set for a couple years and it was extremely hard to cut. There were some inclusions and he took some brass shavings and filled them and polished it and it feels really good.



Andrew E. Mitchell brought in some things he turned some time ago. He said that the stick vases are pretty easy to turn. **Dan Carlson** discovered that turning these winged bowls out of ash can create quite a bit of wind - turn when warm. A piece of willow and **Tony Giordano** liked the coloration and the natural edge.

Woodturning FUNdamentals

Volume 6, issue 1 covers these turning topics:

PROJECTS

- Making Stick Pens
- My First Bowl was a Dog Dish
- Tear-Drop Clock
- Little Critters with Character

TECHNIQUES

- Simple Buffing Roller
- Spindle Turning: Addressing the Curve

TIPS

- Shop Tip: Knuckle Saving Idea
- Shop Tip: Jig for Turning Napkin Rings
- Safety Tip: Get a Good Start to the New Year
- Ask the Expert: Advice for a New Seated Turner
- Ask the Expert: Can I make this shape on an ornamental lathe?
- Ask the Expert: Bugs in Wood
- Ask the Expert: Keeping Cambium White

VIDEOS


- Video Tip: Rolling a Bead Using a Skew



This is an Elm bowl that **Don Frank** hadn't anticipated would be so thin but it warped quite a bit

We can use some more help with the Woodworking show. Call **Efi Kamara** and let him know when you can help. We need people to set up, to demonstrate, to help in the area, and to take down.

**Check it out on-line
AAW website**



January 20-22, 2017
Kansas City, MO

This is a fun event in many ways. It will be taking place at the Kemper Arena so it is a good time to see the arena before something else is done with it. There will be all sorts of vendors there selling their wares and you can get some pretty good deals on items that you want or need. And, most importantly, you can help KCWT in our booth there. We will be demonstrating all weekend and showing items that we have made.

So, volunteer to help and/or plan on coming down to support KCWT.

SHOW HOURS

Friday - 12:00 PM - 6:00 PM

Saturday - 10:00 AM - 6:00 PM

Sunday - 10:00 AM - 3:00 PM

SEE AMAZING DEMOS. MEET CAPTIVATING PEOPLE!

[AAW's 31st Annual International Symposium](#) in Kansas City, Missouri, June 22-25, 2017, is your opportunity to learn, share, and celebrate the art and craft of woodturning. The symposium features [demonstrations and panel discussions](#) tailored to appeal to a wide variety of skill levels and interest areas -- bowls, boxes, vessels, hollow forms, spheres, spindle turning, multiaxis turning, segmented turning, natural edge turning, ornament, jewelry, finishing techniques, surface design, texture and embellishment, and more.

Symposium attendees will enjoy the enormous trade show jam-packed with the newest woodturning products, tool and lathe manufacturers, and supplies; an Instant Gallery and themed exhibitions; as well as benefit auctions and opportunities to support local charities. [Learn more.](#) [Register today!](#)


He'll be at the AAW Symposium in KCMO

Alan Stirt, Vermont

- ▶ Open Bowl Turning
- ▶ Sgraffito Platter
- ▶ Turned, Carved, and Painted Square Platter



Waves, 2015, Cherry, milk paint, 15" x 11" x 2¼"
(38cm x 28cm x 6cm)



2017 AMERICAN ASSOCIATION SYMPOSIUM

REGISTRATION IS OPEN

Log into the site, click on events



You do not need to be a member of the AAW in order to volunteer to help at the Symposium. You will be able to help in a variety of areas - you will not, however, be able to attend any of the demonstrations.

AAW | AMERICAN ASSOCIATION
OF WOODTURNERS

Keep Turning
with the AAW

Kansas City Woodturners Board

President

Mike Thomas

816-835-0900

pres@KCWoodturners.org

V. President

Jack Karstens

913-897-4301

vp@KCWoodturners.org

Secretary

Shaun Q. McMahon

913-908-0245

editor@KCWoodturners.org

Treasurer

Kevin Neelley

913-424-5691

tres@KCWoodturners.org

At Large Board Members

Mike Erickson

913-829-6534

Kris Cohan

913-579-9152

Sue Bergstrand

816-363-5465

Anthony Harris

913-648-2027

Please support those who support us.



Woodcraft Supply

8645 Bluejacket Rd.

Lenexa, KS 66214

(913) 599-2800

Store Hours

Mon, Tues, Wed, Fri 9 am—7 pm

Thurs 9 am—9 pm

Saturday 9 am—6 pm

Sunday 9 am—5 pm

As a member of KC Woodturner, you receive a 10% discount except for on sale items and power tools. Make sure you present your KC Woodturner Card.

Craft Supplies

1287 E 1120 South

Provo, Utah 84606

1-800-551-8876



Jeff Edemann offers KCWT members 10% off all items except sale items and power tools. Ask Jeff about any discount on power tools.



816-892-3398

800-456-2148

Fax 816-753-0250

3001 Southwest Blvd.

Kansas City, MO 64103-3616

10% discount on lumber and supplies to all KC Woodturners Chapter members when you present your membership card!