

WOODCHIPS - 2016



September



October Challenge

A log bowl

**Check out the silent
auction table when you
arrive for the meeting.**

October Demo:
Tool Sharpening

Irish Fest 2016

You take a great idea like “let’s get lots of members involved in an activity,” (Efi Kamara) pick an activity like putting Celtic designs into and onto things, add a couple members who start making those Celtic designs (Efi Kamara and Jack Karstens), distribute the medallions with the designs to the membership who make things, mix in members who spend the weekend in Washington Park in Crown Center and you have all the ingredients for the **KCWT** participation in the 2016 Irish Fest in Kansas City, MO.

There were many people involved with the Fest this year but special mention needs to be made of those who spent hours in the park, setting up the area, turning in the tent, selling the items made, spreading the excitement of woodturning, signing up six new members, and breaking down the area and returning all the tools and lathes to KCWT. They are: Ed Jaszczak, Larry Dice (who located the lights for the tent), Jerry James, Jason Rayburn, Kevin Neelley, Jack Karstens, Dick Woodhouse, Galen Carter, Omara Ortiz, Mike Thomas, Mike Thomas, Anthony Harris, Mike Reynolds, Efi Kamara, Julie Hegarty, and Shaun Q. McMahon.

One of the comments that is really good to hear is “I didn’t know it would be this much fun.” Most people who volunteer enjoy the activity and end up feeling really good about what they have done. If you have never volunteered for a KCWT activity, you might do well to think about doing it the next time an activity presents an opportunity.





M E E T I N G



Silent auction table

The meeting is brought to order by **Mike Thomas**, our intrepid leader, and presents the opportunity for visitors and new members to introduce themselves.


He reminded everyone of the Carl Jacobson demonstration the first weekend of October. There will be the general demo on Saturday and that is \$25/person and the hands-on is on Sunday and there are a limited number of spaces so register early.

One of the things you might consider when you get to a meeting is looking at the silent auction table. The contents of the auction are different from month to month and all you need to do is put down the last four digits of your phone number and the amount you want to pay. This does quite a bit to help the clubs bank account and you'll walk away with something really nice.


AUCTION - November 5th


Demonstration

The demonstration this month was provided by **Tom Boley** who is the president of the Flint Hills Woodturners which is located in Wamego, Kansas. He has participated in a number of our meetings as a visitor and once as a weekend demonstrator. He's become a good friend and this night he told us how he does his log bowl.




Tom began by talking about safety, using a shield and he also uses a glove on his left hand to protect his hand from hot shavings and what he is turning. He realizes that some don't see it as safe but we already need to be careful and he sees it as a valuable protection. He started by setting up the log perpendicular to the bed and between centers. The first thing he did was to turn a tenon on one side and then attach it to a chuck. Rounding out the log is done next and it is important to keep the handle of the tool way down so that the wood is striking the gouge at about a 45 degree angle.





After the ends are rounded the way you want them to be, the interior can be cleaned out. The log is longer than it is wide so when it is spinning on the lathe the cut is actually going outside of the log on the sides. Stop the lathe and check quite often so that the cuts don't go too far. Also, angle the tool such that you are undercutting the ends of the bowl. Doing basic bowl cut.



Make sure that you don't go too deep as the bottom will be concaved a bit and you don't want a funnel. "You are woodturning from the time you pick up the tool until you put it back down again." Pay attention to everything that you are doing. When you are satisfied with the inside of the bowl, then take it off the chuck, reverse turn it and finish off the bottom. One of the suggestions he made about the bark is to soak the edges inside and out with thin CA. Refrain from getting the glue on the face of the bark. He also said that the challenge for the month of September is to make a log bowl

The Challenge

The challenge this month was to make something that was hollowed from the bottom. This was based on last month's demonstration by **Kris Coyan**



Jack Karstens



Chuck Levenson



Anthony Harris



Jerry McMasters



Kris Coyan



Ken Moberg



Ed Jasczak

ATTENTION- Looking for a volunteer to help with the newsletter. Photos will be provided but the volunteer will be putting the copy and the body of the newsletter together.

Show And Tell



Show and Tell is opportunity for everyone in the club to present what they have been working on to the membership.

It makes no difference the state of completion, what problems you are having - in fact, you can show anything in any state and ask for assistance in completion and finishing, what tools to use, or just tell about how good you feel about what you have done.



Mike Erickson bought a segmented vase he turned with **Kevin Neelley's** assistance. He also brought a cedar lidded bowl (got the wood from **Don Grimes**) he is still working on. He plans to give the lidded bowl to the Beads of Courage community activity of the AAW Symposium here in KC next year. **Mike McReynolds** is president of the Independence turners and their challenge was to make anything out of one piece of wood but nothing other than that piece of wood can be used. It is a two part hollowing and he had to hide the ring so he used some shavings, cut some grooves, and filled them with the shavings. Joint hidden.



Howard Russell needed some new tool handles and he had some bubinga he got from the Grizzly scratch and dent sale in Springfield. "If you haven't been there, you just need to go." Check their website. The ferrule is a 1" copper pipe coupling. **Rick Bywater** brought in three bowls, "Yes they were cored." and they are spalted hackberry and finished with walnut oil. He typically does a concave bottom but got too aggressive so when he reversed it he turned a ring instead. **Kent Townsend** brought a piece of maple back from Utah this year and it was setting there in the shop. He was looking for something to do and started on the bowl - was having so much fun "It got a little thin." His wife wanted a dobo (used to make bread) and he had this piece of pine. He had to leave the knobs on it as that was the only way his wife would take it. Finished with Walnut.



Taking his wife to an art fair lead him to make this piece because it was cheaper than buying it. **Stuart Shanker** made this and then discovered that the artist he was imitating had a video on YouTube showing how he made them. One of the things that Stuart did was that he burned the bottom with a propane torch. He used Deft spray lacquer to finish the piece. **Chuck Levenson** started to get into the spirit of a coming season by making a candle holder and "nothing says Christmas like space invasion" so he made a flying saucer with three green landing gear. **David Stalling** said that his wife really liked the blue glass and wanted something to hold it. So...he made the inside-out turning. The original glass vase got stuck and ended up in a couple pieces so he found another glass and made the holder a little looser. He has more glass so we may see a few more of these pieces.

American Association of Woodturners, 75 5th Street West,
222 Landmark Center, St. Paul, MN 55102
877-595—9094/651-484-9094/woodturner.org



Time is running out. Don't forget to cast your ballot.

There are six candidates running for the AAW Board of Directors. Members can vote for up to three candidates.

You can get information about all of them on the AAW web site.

There are two ways to vote:

- **Online:** [Click here to vote by electronic ballot.](#)
- **Paper ballot:** If you would like to cast your vote by paper ballot, please request a paper ballot be sent to you. Contact AAW at 877-595-9094 (toll free) or inquiries@woodturner.org.

Note: You will need your member number to register your vote.

We encourage you to participate in the voting process and hope you will help make the election turnout significant. Your vote must be cast electronically or received in by our auditor not later than midnight CST **October 21, 2016.**

GET READY FOR THE HOLIDAYS...

Seasonal ornaments are fun to make, perfect to give, and a delight to receive. AAW can help you make beautiful handmade gifts for nearly everyone on your list with *Turning Holiday Ornaments*. This 64-page book contains 19 delightful holiday ornament projects for woodturners of all skill levels. You'll learn to make trees, snowmen, acorns, icicles, snowflakes, angels, and more—all while building your woodturning skills.


To order, click here, visit woodturner.org
or call us 651-484-9094 or 877-595-9094 (toll free).

AAW | AMERICAN ASSOCIATION
OF WOODTURNERS

ORDER TODAY! \$14⁹⁵

Member price

FREE SHIPPING on all orders received
through October 10, 2016 (U.S. and Canada only).



Featured Video

This week's AAW Video Source featured video is **Grain Direction - Curly & Burl Wood** by Stuart Batty. It's short (just over three minutes) and informative. To watch the video, [go to AAW Video Source](#) and select:

- **Category:** **Techniques**
- **Keyword:** **General**

The current issue of **Woodturning FUNDamentals** is now available online!
Want to contribute?

- **Share photos** of your work in the Woodturning FUNDamentals Member Gallery. Send your high-resolution images along with title, size, and materials used to linda@woodturner.org.



Our membership is really diversified in their interests. Here is a picture of Larry Dice at a meeting of the Free State Fly Fishers. Though why anyone wants to go fishing for flies is anyone's guess.

KCWT BOARD

President

Mike Thomas
816-835-0900

pres@kcwoodturners.org

Vice-President

Rich McCartney
913-317-6561
vp@kcwoodturners.org

Treasurer

Kevin Neelley
913-492-6522
treas@kcwoodturners.org

Secretary

Shaun Q. McMahon
913-908-0245
editor@kcwoodturners.org

AT LARGE

Mike Erickson
913-829-6534

Anthony Harris
913-648-2027

David Bartlett
816-331-5664

Kris Coyan
913-579-9152

Rick Bywater
913-897-0765

Please support those who support us.



Woodcraft Supply
8645 Bluejacket Rd.
Lenexa, KS 66214
(913) 599-2800

Store Hours

Mon, Tues, Wed, Fri 9 am—7 pm
Thurs 9 am—9 pm
Saturday 9 am—6 pm
Sunday 9 am—5 pm

As a member of KC Woodturner, you receive a 10% discount except for on sale items and power tools. Make sure you present your KC Woodturner Card.

Craft Supplies

1287 E 1120 South
Provo, Utah 84606
1-800-551-8876



Jeff Edemann offers KCWT members 10% off all items except sale items and power tools. Ask Jeff about any discount on power tools.



10% discount on lumber and supplies to all KC Woodturners Chapter members when you present your membership card!

816-892-3398
800-456-2148
Fax 816-753-0250
3001 Southwest Blvd.
Kansas City, MO 64103-3616