

WOODCHIPS - 2016



March



April Challenge:

A vase, would be nice to be square but it doesn't have to be

Look at the silent auction items when you come into the meeting.
Follow KCWT on Facebook

April Demo
Rick's Choice
Rick Bywater


Tom Boley from Flint Hills Woodturners
2/20 he gave an all day demonstration which involved plates, bowls on a bias.



2/21 had him present hands on training and participants went home with turned items.



He came with all kinds of examples of his work and a lot of enthusiasm for demonstrating. Tom was very effective in his use of visual aids, not the least of which was a set of rather large wooden gouges he made to demonstrate the various tool techniques he discussed. If you are interested in trying some of the things he demonstrated, his handouts are on the KCWT website.



Watching a good demonstration can be very relaxing...



unless you have to make sure that all camera angles provide the best view.



But, help is available.



meeting



ANNOUNCEMENTS - We are still looking for a librarian volunteer to assist **Bud Schenke**-see Mike or Bud. Remember to help with the payment for the extra shop sessions by putting a bit in the bowl on the table in the shop. It helps with ongoing maintenance. Re-minder about safety - use face shields. We are selling the Jet lathe with the reeves drive \$400. (SOLD) April 8-9-10 Tool show at the Expo Center - want volunteers. April 9th, pancake breakfast celebrating 5 years at this location. Sat May 7th Visit to Flinthills woodturners. Been accepted to Maker Faire again. Going to offer beginners turning classes with **Anthony Harris**. 54 members at the meeting tonight - FANTASTIC——

DEMONSTRATION

This month's demonstration was provided by **Chip Siskey** who is not only a member of KCWT but of the Northland as well. Chip has provided numerous demonstrations and is asked frequently because of his skill, his creativity, and his ability to make the process he is using understandable. The demonstration involved making a square box: taping up the block to turn based on precise cutting of the blocks-the taping involved the use of double stick tape



He originally saw this in a magazine, used method of using glue and paper to glue pieces together, he tried it and it didn't work really well - he uses "Turners Tape." You can get this tape from Rockler and also AmazonStarts by putting a number in each of the quadrants with arrows pointing to the inside, cuts waste blocks for in between. The waste will be removed after turning. He wraps the piece with tape or zip ties to make sure the piece stays together while turning. The differing wood grain and density between waste blocks and piece can make turning a bit of a challenge. Chip shaped the outside of the piece with a bowl gouge and finished it with a spindle gouge.

He used the spindle gouge to start the hole for hollowing and to establish the depth. The hollowing was accomplished using a bowl gouge and when he couldn't rub the bevel anymore, he used a scraper to complete the job. Renumber the segments so that you can put them back together in the correct sequence. If you do it just right, the hole in the center will be too small for a turner to get a finger down inside.

The Challenge


Last month **Jerry McMaster** showed how he makes pieces with thin walls and the challenge is to do a thin turning of some kind - not necessarily one for piercing but challenging one's ability to make anything thin.



This is the thinnest thing **Sue Bergstrand** has ever turned. **Phil Royer** brought in a hollow form that he thought he might do some decoration on. **Joe Vega** brought in the first bowl he ever did and the walls were sort of thin for him. **Kris Cohan** brought in a couple thin turnings. One was a valentine gift for his wife and another one was a thin piece he wanted to do some piercing in and used a drill press to make some holes and "It just exploded." Then he had an opportunity to test his gluing and sanding skills.



Putting a couple light woods together doesn't work very well according to **Ed Jaszczak**, just not enough contrast. He builds it up and then hollows. New turner, **Don Frank**, brought in a bowl which he had decorated on the inside with gold leaf-it takes a lot of patience. **Mike Erickson's** first piece broke one of the turning laws by making the inside bigger than the outside. The second one, out of locust, was better. African blackwood is brittle and unforgiving but **Anthony Harris** made lots of stands out of it because of you turn it thin enough it becomes quite flexible. The sphere is cocobolo.



Stuart Shanker brought a couple pieces in, one of which he pierced and but before he did he used a threading tool to groove the outside. Glen Lucas provided the inspiration for the Viking bowl the **Mike Thomas** turned from a piece of cherry. Mike also won the Hunter-like tool made by **Kevin Neelley**.



Shaun McMahon brought in the challenge for February as well as the one for this month.

SHOW AND TELL



A plater made out of walnut is the first piece **Mike Erickson** did any carving on. **Jerry Darter** brought in a bowl turned from osage orange. **Mike McReynolds** brought in the nuts and bolts of his turning inspired by a demo done last month at the Independence Woodturners by Rick Bywater. Gave him a chance to practice with his thread chasers. New Mexico seems to have less wood since **Rich McCartney** moved back to KC. This burl, very hard by the way, was turned successfully and it actually stayed on the lathe.



Perry Walters likes worms, cracks, and inclusions because he also likes turquoise. Two bowls showed off his skills. An oak burl was perfect for the bowl that **Don Frank** turned. He filled holes and inclusions with casting resins. **Andrew Mitchell** brought in three vases, two of which were steamed to dry and it seemed to increase the contrast in colors in the wood. Had a piece of walnut and **Bill Secrest** turned his first bowl and had a really good time.



Joe Vega made a pen out of corion and wanted to caution anyone who is thinking of turning this that drilling it needs to be done slowly. The light bowl becomes the model for the dark one and the light one was used by **Don Gruis** to practice as he has not made a segmented bowl in a long time. **Anthony Harris** brought in a small bowl turned from a tagua nut as well some boxes turned from gun stock wood. **Kris Coyan** showed the plater made from a recently cut cherry tree as well as a couple bowls turned on a bias the result of Tom Boley's class.



Don Woodson bought this wood from a former member - a piece of birdseye maple which he paired with walnut.



Sue Bergstrand brought in a platter she started at the class taught by Tom Boley.





Mike Thomas made some tools to make chuck tenon and insizer tool, Tom Boley had

Editors Note: I apologize for missing a picture of someone who brought in the items on the right.



Dear KC Woodturners Guild, 2/23/16
Thank you for your gift and thoughtful support for the families we assist. Your recent gift of Homemade Tops is truly appreciated! We endeavor to help provide the comforts of home to families dealing with the trauma of a sick child, and gifts like yours help us to provide that assistance. Please know that your act of kindness will truly make a difference.
Sincerely,
Keri Olsen
Ronald McDonald House Charities
Volunteer rmlhkc.org



30 YEARS
1986-2016

AAW's symposium is an opportunity to step out of your shop and tap into the greater woodturning community. With a culture of cooperation, camaraderie, and sharing, you'll be able to gain knowledge and relationships that will last a lifetime, socialize with friends, establish and renew connections, and schmooze.

Registration is open for AAW's 30th Annual International Symposium at the Atlanta Convention Center at AmericasMart, Atlanta, Georgia, June 9-12, 2016.

REMEMBER - We are hosting this event here - in Kansas City - in 2017 and we are going to need your help. More information will be coming in future issues of Woodchips.

Keep Turning with the AAW

If you were (are) a member of the AAW then you would be able to download the latest online issue of Woodturning FUNDamentals. Then you would be able to have access to such articles as: Making a bunny rabbit, Turning an awl, Sanding and Scraping, Basic Hollowing: Turning Miniatures, and Making a aToothpick Holder. Some of these articles are accompanied with videos showing you exactly what to do. Other videos deal with Getting a good edge when sharpening, Making your work different using piercing (sorry not written my Jerry McMaster), and making an original box.

If you are not a member, you owe it to yourself to check out what the AAW has to offer - IT'S A LOT.

Saturdays are always fun and interesting cause ya never know what you'll see ... on 3/19/16 **Scott Thomas** turned his first pen and then proceeded to turn a few more as he was excited about the process. **Kris Coyan** had a huge piece of cherry so he decided to make a huge bowl. Why not?



KCWT BOARD

President

Mike Thomas
816-835-0900

pres@kcwoodturners.org

Vice-President

Rich McCartney
913-317-6561

vp@kcwoodturners.org

Treasurer

Kevin Neelley
913-492-6522

treas@kcwoodturners.org

Secretary

Shaun Q. McMahon
913-908-0245

editor@kcwoodturners.org

AT LARGE

Mike Erickson
913-829-6534

Anthony Harris
913-648-2027

Ken Moberg
816-447-1665

Kris Coyan
913-579-9152

Rick Bywater
913-897-0765

Please support those who support us.



Woodcraft Supply
8645 Bluejacket Rd.
Lenexa, KS 66214
(913) 599-2800

Store Hours

Mon, Tues, Wed, Fri 9 am—7 pm
Thurs 9 am—9 pm
Saturday 9 am—6 pm
Sunday 9 am—5 pm

As a member of KC Woodturner, you receive a 10% discount except for on sale items and power tools. Make sure you present your KC Woodturner Card.

Craft Supplies

1287 E 1120 South
Provo, Utah 84606
1-800-551-8876



Jeff Edemann offers KCWT members 10% off all items except sale items and power tools. Ask Jeff about any discount on power tools.



10% discount on lumber and supplies to all KC Woodturners Chapter members when you present your membership card!

816-892-3398
800-456-2148
Fax 816-753-0250
3001 Southwest Blvd.
Kansas City, MO 64103-3616