

WOODCHIPS - 2015



September



October Challenge:
a piece with surface decoration

**Get your raffle tickets
when you come into the
meeting**

October Demo:
Segmentation layout
Kevin Neelley



The Kansas City Irish Fest was held September 4-6 and a very energetic group of KC WT members helped set up, take care of the tent activity for 30 hours over a very hot and humid weekend, and then take everything down and return it to the shop. This is the most taxing weekend of the year and help is essential. These people came through, making bottle stoppers mostly and together had a really grand time. Then there was the music, food, cultural activities and the fun of trying different finishes.



OVERLAND PARK

K A N S A S

ABOVE AND BEYOND. BY DESIGN.

In Ceramics and Woodcarving:

Best of Show: Escaping Bubbles by **Kevin Neelley**

2nd Place: Rite of Spring by **Rick Bywater**

There are just some people who love coming up with ideas. **Jerry Darter** is one of this people. A while back he suggested trying to make a top that would fly. He tried, I tried and all I succeeded in doing was breaking the TV. My wife won't let me play with my toys in the house anymore. So how about a bowl top? Why not? Spin and it serves.



meeting





Mike Thomas got the meeting started by reminding everyone of the format - announcements, demo, break, challenge, and show and tell. There were three new members present at the meeting and one visitor. **Shaun McMahon** recognized the helpers with the Irish Fest.

REMEMBER - we are having a voluntary critique of pieces before the meetings. Be here about 6:00 and meet in the library. Bring something you'd like to get some feedback about - finished or not.

Demonstration


This month's demonstration was brought to us by **Jerry McMaster**. Most of us are familiar with his work. (Oh yea, that was done by Jerry - it is easily recognizable) He does amazing piercings of rather thinly turned vessels. Tonight he demonstrated just what goes into putting the designs on them as well as how he paints his pieces. He discussed and demonstrated woodturning and airbrushing.



The first thing you have to do is to reverse your hat as it makes you look artistic and also covers follicular challenges. Then make absolutely sure that you are using a shirt that you can get paint and other chemicals on as that is what will happen. If you are planning on decorating something curved you want to make absolutely sure that there are no flat spots. Jerry uses a ruler to check this. He related that curve items are a bit more difficult to surface decorate than flat ones.



Start with a flat piece and he showed us how he put the leaves on this plate. He draws the image on the wood and then wood burns in the edges of the image - in this case the leaves. Practice burning on the kind of wood you are going to work on as different woods require different temps. Use the lowest temp you can so it doesn't burn the resins in the wood. Some fine lines are put in with PrismaColor pens.




Frisket is a material that is used when air brushing. lay it over the art work and the woodturning and cutout the piece that is going to be airbrushed. The piece cut out is saved so that it can be put back in place after the airbrushing is completed. This covers the one done so that overspray from aa new one being worked on doesn't wreck the ones already done. He uses a gravity feed airbrush as it is easier to clean and doesn't require much paint to use.

Make sure you have some white paper handy to check the spray before you put spray on the piece you are working on. The idea is to take your time and



The Challenge

This month's challenge was based upon the demonstration last month presented by Anthony Harris and Rick Bywater. They demonstrated threading and selected threading or something with a spiral as the challenge.




SHOW AND



David
Bartlett

Alex Garcia did a demo for the Northland Club of a lidded box. David brought his version with a not tightly lidded cherry box. He said that he used a lacquer finish.

Susan brought a necklace she made because she had wood in the lathe, some sterling silver lying around and some polymer decoration available. She also brought some crochet hooks



Susan
Meyers



Kent
Townsend

Mistakes abound in woodturning and Kent brought his latest one. He was asked to make some balls for a post and this one he made from pine. The person who ordered it is going to paint it so this one won't work.

Sue submitted this piece to the JoCo art show and it was rejected. It is silver rimmed and has a cloisonné enamel top decoration. Should have been accepted!



Sue
Bergstrand



Andrew
Mitchell

Andrew brought two pieces: a bowl which has a boom which sits lightly on the surface it is put on. Was pleased with that part of the bowl. The second was a clock and he indicated that he makes lots of them.

Natural edge bowls are what Kris brought in to show. One out of ornamental plum he had for over a year and another out of a piece of UGLY wood given to him by David Alexander. Used walnut finish.





Kris Coyan



Anthony
Harris

Anthony brought a pipe "that didn't work out" - some bark inclusions - and an example of posts that he is making for a house being restored. He has a number of them to do - some 5 feet long and some short like these.

It's very helpful to get the opinions of others on the pieces that we turn. It helps to understand shape, technique, finish, among other things. Bring a piece to critique. It is held before our monthly meeting - in the library. See you there.



We started something new this meeting. A member, **Don Frank**, donated some wood to the club and suggested that we use it as a fund raiser by having a silent auction at the monthly meeting. The piece on the left is spalted hackberry and the one on the right is sycamore. Both were sealed and labeled. If you are desirous of some wood, come prepared for this at future meetings. We will be doing this regularly.

This time **Kevin Neelley** outbid everyone for the hackberry and **Mike Thomas** got the winning bit for the sycamore.

These two pieces brought in another \$60 for KCWT and a couple members got some really good wood at good price. Come prepared.

KCWT BOARD

President

Mike Thomas
816-835-0900
pres@kcwoodturners.org

Vice-President

Rich McCartney
913-317-6561
vp@kcwoodturners.org

Treasurer

Kevin Neelley
913-492-6522
treas@kcwoodturners.org

Secretary

Shaun Q. McMahon
913-908-0245
editor@kcwoodturners.org

AT LARGE

Mike Erickson
913-829-6534

Anthony Harris
913-648-2027

David Bartlett
816-331-5664

Kris Coyan
913-579-9152

Rick Bywater
913-897-0765



Woodcraft Supply
8645 Bluejacket Rd.
Lenexa, KS 66214
(913) 599-2800

Store Hours

Mon, Tues, Wed, Fri 9 am—7 pm
Thurs 9 am—9 pm
Saturday 9 am—6 pm
Sunday 9 am—5 pm

As a member of KC Woodturner, you receive a 10% discount except for on sale items and power tools. Make sure you present your KC Woodturner Card.

Craft Supplies

1287 E 1120 South
Provo, Utah 84606
1-800-551-8876



Jeff Edemann offers KCWT members 10% off all items except sale items and power tools. Ask Jeff about any discount on power tools.



10% discount on lumber and supplies to all KC Woodturners Chapter members when you present your membership card!

816-892-3398
800-456-2148
Fax 816-753-0250
3001 Southwest Blvd.
Kansas City, MO 64103-3616