

WOODCHIPS - 2015



August



September Challenge:
Something with a spiral and/or
threads

**Get your raffle tickets
when you come into the
meeting**

September Demo:
Dying and airbrushing by
Jerry McMaster

More behind the scenes helpers...

When coming into the meeting **Kevin Neelley** greets everyone and then encourages them to part with some money for the raffle - for 8 prizes that he has purchased, made, or received. He also designed and got printed the new KCWT cards which are replacing the brochures we use to use.



Our ability to see what's going on in a demonstration as well as to hear what is being said depends largely on the skill of **Bud Schenke**. He not only did the wiring in the shop but the wiring for the AV equipment as well and no one operates it better. He is the wizard of the computer and all the cameras and TV's.

The snacks that we enjoy during the breaks at the meetings don't just appear. They are bought and brought by **Dan and Linda Carlson**.

With their children and their commitments they don't even have time to come to open shop to turn but they make the time to get, bring, and set up the refreshments for our meetings.



MEETING



Mike got the meeting started and introduced **Linda McMaster**. She and Jerry were at the AAW Pittsburg Symposium this year. It is now called an international symposium because there are, literally, people there from all over the world: England, France, Australia, Bahamas, Germany, and others. She said that the Instant Gallery was wonderful. The theme this year was "Merging" because of the convergence of the three rivers at the city. There were lots of things to see in the city and they had a great time. Rudy Lopez is confirmed as a professional demonstrator for KCWT October 24-25. More information will be out soon. But you can plan for it now. AUCTION-Nov 7th We Need Stuff!



Dick Woodhouse presented some information about the Tomahawk Center Art Show. All applications have to be made on-line and there is a charge as there are cash prizes being awarded this year. It is \$10 for two items. Kevin Neelley is helping take the pictures and navigate the site on Saturdays. Please consider entering as we'd like to have a good representation.

DEMONSTRATION



The demonstration this month was provided by **Anthony Harris** and **Rick Bywater** who treated us to a lot of information and lathe work regarding threading.

This is one of the few times we had two lathes involved in the demo. It was a bit like "Dueling Lathes." Thank goodness it had nothing to do with deliverance. Rick started out demonstrating using PVC and Anthony went right to hedge.

Rick did the play by play and Anthony provided the color.




The things that are necessary is a lathe that can operate below 500rpm; a sharp matched pair of chasers 16tpi; a slow growing dense fine grained wood;

thread calipers may be helpful; a very light touch; a chamfer, a recess, and an arm rest; correct rate of travel and good threading motion; develop confidence; and lots and lots of practice. Rick found that practicing with pac was helpful as it turned easily, was inexpensive, and readily available.




It seems that chasing the male thread first and then the female is best unless you're turning a pipe - then it's the other way around.

Ideally, one needs to make parallel threads, not pipe threads. This really does take practice and Rick said that learning to chase threads can be one of the most difficult things to do in woodturning. When chasing Rick likes to have his chaser a little above center and Anthony likes his a little below center. Lathe speed? somewhere between 250 and 350 seems to work the best.



Anthony likes to sing when threading "Everybody loves loves somebody sometime..." Maybe that's why his threads are so good.

You can use CA glue to strengthen the threads, Threads can be lubricated with wax. Don't use wax on a wood that has oil inside it. The easiest way to match the grain in the wood is to turn the male thread first because taking something off the edge of the female thread is what enables the grain to align. On a chaser, make sure that the leading tooth is whole.



Finer threads are easier to chase.

Remember, practice, practice, practice, practice. If you have questions about tools and process, come on a Saturday and Rick and Anthony are generally at Open Shop and you can get some one-on-one help.

The Challenge

The Challenge this month was to make anything bring in the tool(s) you used to make it and tell how you used it.



Phil Royer



David Stalling



Jerry Darter




Larry Dice



Rick Bywater



Jim Reynolds



Bill Kuhlman



Susan Myers




Greg Hathaway



Kris Coyan



**David Dunham
Bert's brother**



Anthony won the Challenge tool




Mike Erickson



SHOW AND TELL



Harold Haines



Don Gruis



Dick Woodhouse

Harold brought in a segmented bowl, Don brought some inside out turnings and Dick brought a hollow form that he didn't talk about because he had some tools and he didn't know what they were and needed some help to figure them out. They are carving tool Dick!

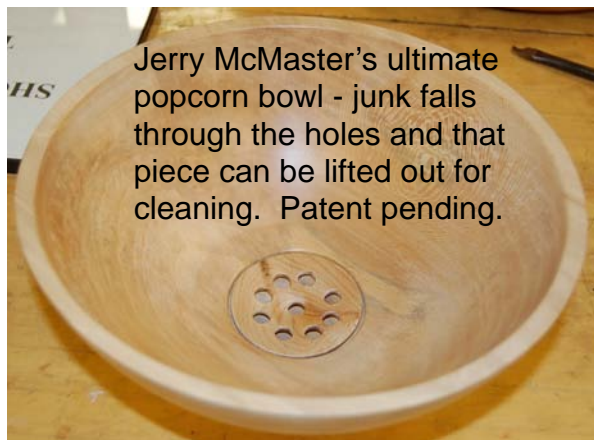


Rick Bywater



Andrew Mitchell

Jerry brought an example of what he is going to be demonstrating next month - airbrushing and surface decoration. Rick brought three bowls for critique and only he and Mike Thomas were there. Andrew likes scraps, glues things together and has all these blanks so when he wants to turn he's got plenty to choose from.




Jerry McMaster's ultimate popcorn bowl - junk falls through the holes and that piece can be lifted out for cleaning. Patent pending.




Anthony Harris' only symbolic work. Ask him about it.



David Dunham also etches glass and brought in this beautiful platter with a glass etching in the center.



Bill Kuhlman



Kris Coyan

KCWT BOARD

President

Mike Thomas
816-835-0900

pres@kcwoodturners.org

Vice-President

Rich McCartney
913-317-6561

vp@kcwoodturners.org

Treasurer

Kevin Neelley
913-492-6522

treas@kcwoodturners.org

Secretary

Shaun Q. McMahon
913-908-0245

editor@kcwoodturners.org

AT LARGE

Mike Erickson
913-829-6534

Anthony Harris
913-648-2027

David Bartlett
816-331-5664

Kris Coyan
913-579-9152

Rick Bywater
913-897-0765



Woodcraft Supply
8645 Bluejacket Rd.
Lenexa, KS 66214
(913) 599-2800

Store Hours

Mon, Tues, Wed, Fri 9 am—7 pm
Thurs 9 am—9 pm
Saturday 9 am—6 pm
Sunday 9 am—5 pm

As a member of KC Woodturner, you receive a 10% discount except for on sale items and power tools. Make sure you present your KC Woodturner Card.

Craft Supplies

1287 E 1120 South
Provo, Utah 84606
1-800-551-8876



Jeff Edemann offers KCWT members 10% off all items except sale items and power tools. Ask Jeff about any discount on power tools.



10% discount on lumber and supplies to all KC Woodturners Chapter members when you present your membership card!

816-892-3398
800-456-2148
Fax 816-753-0250
3001 Southwest Blvd.
Kansas City, MO 64103-3616

Kansas City Woodturners Association



www.kcwoodturners.org



Kansas City Woodturners Assn.
3189 Mercier St.
Kansas City, MO 64111

Our Clubhouse



Regular Meetings on 2nd Monday of every month. 7:00pm - 9:00pm
Open Lathe on Saturday mornings. 8:30am - Noon
and Open Lathe on 4th Thursday evening. 6:30pm - 9:00pm (see calendar)

The new cards that **Kevin Neelley** made for us to use to promote KCWT. They will replace the ones we are currently using as well as the brochures. The information contained on the cards is the basic information about KCWT, will take them to our web site, and encourages them to join.

We have plenty so if you'd like to get a few to have to hand out, please ask Kevin or Shaun. They are a grand way to promote the organization we all care about.



One never knows what's going to happen on a Sunday morning at Woodcraft. You could be sitting around the table talking about bowls, finishes, tomatoes, how to sharpen a chainsaw chain, when it's going to rain next, how the Royals are doing, sipping on your cup of coffee and the next thing you know in comes someone like **Anthony Harris** with something he put together and turned on the Harris2001.

Jerry Darter was checking the inside to see if it was finished - it wasn't because it didn't need to be. It is the base for a column on a house.

That sort of changed the direction of the conversation. One-up-manship is sort of the order of the day (humorously) but this was ridiculous. No one was going to top this today.

2X6's segmented, glued, then turned, and sanded. Now he can start on the