

# WOODCHIPS

June 2026

Volume 32 Number 6




OFFICIAL CHAPTER  
**AAW**  
AMERICAN ASSOCIATION  
OF WOODTURNERS

KCWT Website: [kcwoodturners.org](http://kcwoodturners.org)

KCWT Address: 1717 Washington St., KCMO 64108

## June Demonstration

Offset Turning  
*presented by* KCWT  
Member: Rick Tucker



For this month's demo, Rick explained the different types of offset turning. He then created an offset crane (example pictured on the right). See the following pages for examples of different offset turnings and step-by-step instructions for creating a crane. For more details on this process, check out the video on KCWT YouTube channel.




# Types of Offset Turning

## Worm Screw Off-Set

Five Locations of worn screw for Off-Set

- Position 1 to turn circular features (outside diameter, center bowl)
- Position 2-5 to turn off-set feature (small bowls)



## Worm Screw

Five axes bowl turned with worm screw



## Between Centers with Parallel Axes Typical Drive Centers



## Between Centers with Parallel Axes

Off-set Centers at: 1 and 1, 2 and 2, 3 and 3

- Positions at same distance from center and number result in straight sides
- Centers at different distances from center at one end will result in tapered sides



# Types of Offset Turning

## Off-set One End Only (Option A)

Headstock (base) off-set, tailstock (top) stays on centerline.

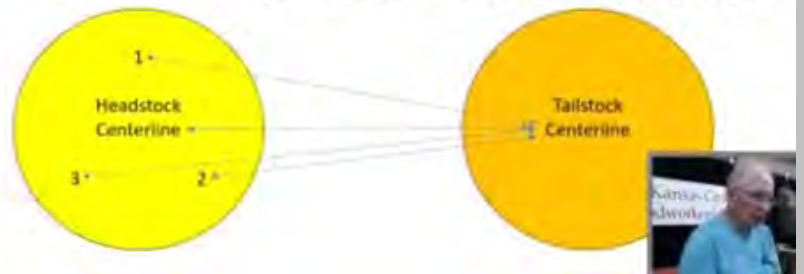


## Off-set One End Only (Option A)

Position centerline to centerline to turn cone

Off-set Centers: 1 to Centerline, 2 to centerline, 3 to centerline

- Make spaced cuts for branches each location
- Paint cuts
- Center to center to recut cone to clean up paint



## Off-set One End Only (Option B)

Each branch was cut at different points on linear off-set to get bend

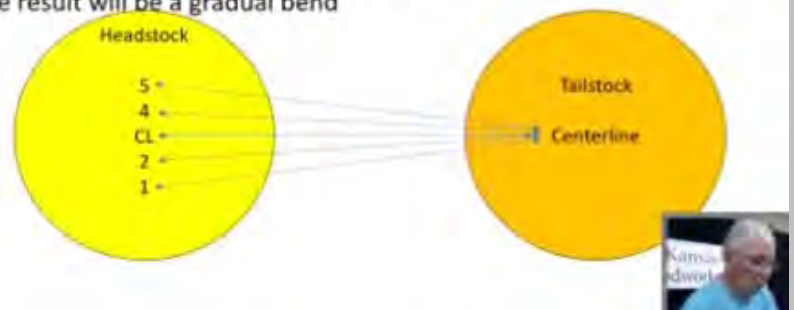


## Off-set One End Only (Option B)

Headstock off-set Positions: 1, 2, Centerline, 4, 5

Tailstock remains on centerline

- Make first cut at base, move to next number, cut next branch, repeat
- The result will be a gradual bend



# Demo: How to Turn a Crane with Offset Cam Over Chuck

## Mount the Blank

1. Secure the blank in the cam-over chuck using screws. (pictures of Cam Over Chuck at the bottom)
2. Support the opposite end with a live center.
3. Bring the blank to round as pictured to the right.
4. Mark the bird profile (storyboard) on the blank to establish the body, neck, head, leg and base locations as pictured below.



## Create the First Offset

1. Loosen the cam chuck and reposition the blank.
2. Shift the blank approximately 3/8" from original live center location.
3. Re-tighten the cam-over chuck securely.
4. Keep the live center engaged for support.
5. The picture on the right shows the offset of the new location of the cam chuck.



### Cam Over Chuck

Learned of this chuck from Waukeene Vinson



### Cam Over Chuck

3/4" plywood, holes, slot and miscellaneous hardware



# How to Turn a Crane with Offset Cam Over Chuck (cont.)

## Turn the Head and Neck

1. Use light scraping and spindle gouge cuts to form the sphere for the head.
2. Next, turn the neck area, which transitions to the curved body.




## Fine-tune the Head

1. Turn the top of the head.
2. Remove live center and sand the top of the head
3. Drill a hole in the head for the beak (the beak will be a toothpick)

## Return to Center and Turn the Tail/Leg and Base

1. Return the cam chuck to true center.
2. Turn the bottom of the body and tail transitioning into the leg.
3. Turn the leg into the base.
4. Use a parting tool to make the bottom of the base and remove from blank.
5. Add toothpick for beak.



---

# KC Woodturners Association Board Of Directors



**President**

Kris Coyan

pres@kcwoodturners.org

913-579-9152



**Vice President**

Mike Thomas

vp@kcwoodturners.org

816-835-0900




**Treasurer**

Kevin Neelley

treas@kcwoodturners.org

913-424-5691




**Secretary**

Elizabeth Wright

eliza6290@gmail.com

785-213-4397

## At Large Board Members



Sue Bergstrand



Anthony Harris



Ed Jaszczak



Bill Paolo

## Refreshments




Dan Carlson &  
Linda Carlson

## Safety



Phill Sikes

## AudioVideo



Rob Platt

## Newsletter



Brian Bartelli

## Local Sponsors

One of your KC Woodturners member benefits is a 10% discount with these local sponsors. You will need to show your KCWT Membership Card. No discount on electrical (plug-in) items.



Woodcraft Supply  
8645 Bluejacket Rd, Lenexa



Metro Hardwoods  
4243 S Noland Rd, Independence



Schutte Lumber  
3001 Southwest Blvd, Kansas City



Rockler Woodworking Store  
15340 W 119th St, Olathe

## Catalog Sponsors

You also get a 10% discount from these catalog sponsors. Please refer to the website for instructions on how to order from these sponsors.



Klingspor's Woodworking Shop  
Fine Selection of Abrasives

**Penn State Industries**

Penn State Industries  
Pen Kits and Supplies

# KCWT June 2026 Monthly Meeting



- Welcome to all Members and Guests!

## Tonight's Agenda:

- Club Announcements
- Demonstration: *"Offset Turning Projects"*, presented by Rick Tucker
- Refreshment Break / Fellowship / Dollar Sweepstakes winner
- June Challenge - *"Turn a Pen"* based upon the May demo from Shane Storm
- Show-n-Tell project presentations from our members

# June Announcements:

- Membership remained at 92 paid members at the beginning of this month. Consider bringing a friend to a club meeting to show them what we are all about!
- Mike Thomas has been contacted by the Great Bend Police about possibly providing police batons for their department. Details are still being worked out, but this could be another money-making opportunity for our club!



# June Announcements:

- The June First Friday's event was well attended as the weather was favorable again this month. Final numbers are pending, but we were likely a little shy of what was sold in May.
- We are looking for help with the next First Friday's event on July 3rd. See Ed Jaszczak if you can participate.



# June Announcements:

- If any KCWT member is interested in metal turning, there are some tools that have been donated to the club that are free to anyone interested. See Mike Thomas if you have questions.
- The KC Irish Festival is just around the corner. The club would love to have some quality items to sell at our tent again this year. Please consider donating turned items for the club to sell at this event. We will also be looking for volunteers for this three-day event in September.

# KCWT - Open Shop:

- Available every Saturday morning from 8:30AM-12PM or later, Wed and Thursday evenings 6PM - 9PM (except for 3<sup>rd</sup> Wed each month, due to Guild meeting).
  - Try out the new Air3 respirator that was donated by MicroClimate!
  - Try it out when you can and give your feedback to Kris Coyan to share back with MicroClimate.
  - Charge it up for the next user after you use it.



# KCWT - Open Shop:

- Use the doorbell at the back door if the front door is locked.
- Please report any equipment problems to a Board member.
- The space in front of each of the electrical panels in the shop must remain clear! Avoid placing items in front of these panels as they need to always be accessible.



# KCWT – Help Wanted:

- The club will host a tent again for the July First Friday's event (7/3).
  - We are looking for members that would be interested in helping with Set-up, Sales and Break Down.
  - Participating members can sell their personal treasures. (20% of the sales will go to the club.)
  - Let Ed Jaszczak or Kris Coyan know if you would like to help with any of the FF events. They run through October.



# KCWT – Help Wanted:

- We need a member to learn, and ultimately take over, the Audio/Video production for our monthly meetings.
- After several years of volunteering in this position, Rob Platt is looking for a member to train to take it over.
- Please consider this request and let Rob know if you can help. The quality of our meetings is greatly impacted by the A/V production.



# KCWT – Help Wanted:

- Do you have a project demonstration idea?
- Mike Thomas is looking for ideas to fill out a couple more months of the 2026 monthly demonstration calendar.
- See Mike if you can help?



# KCWT – Help Provided:

- Big thanks to Jim Garner for volunteering to assist Phill Sikes with the management of the KCWT Instagram and Facebook social media pages.
  - Let Phill or Jim know if you have any content you would like to share.



# KCWT – Upcoming Activities/Events:

- The annual KCWT Picnic is this next Saturday, June 13th from 10AM-whenever at Shawnee Mission Park Shelter House #6.
- The club will provide burgers, dogs and condiments. KCWT members bring a side, salad or dessert.
- There will not be an Open Shop next Saturday, June 13th, so that all members can attend the annual KCWT Picnic at Shawnee Mission Park. We hope to see you there!



# KCWT - Upcoming Activities/Events:

- Bowl-a-Palooza II - Second Turning, will happen at the club shop on Saturday, June 27th, 12:30 - 4PM.
- Final shaping and finishing of bowls that have been rough turned and dried.
- Members are encouraged to stop by and watch the process, ask questions and pick up some tips!



# KCWT – Upcoming Activities/Events:

- Anthony Harris is going to teach a Basic Bowl Turning class.
- The class will be three sessions: Sat. & Sun. July 11 and 12 and Sat. July 18 from 12:30-4:30PM.
- An email will be sent out later this month regarding this class.



# June Demonstration: *“Offset Turning Projects”*

Presentation by KCWT Member, Rick Tucker

