

WOODCHIPS - 2014



NOVEMBER



Remember!
Get your raffle tickets
when you come into
the meeting

November Challenge
Anything you've done using
Cole jaws, reverse turning,
or vacuum chuck

November Demo
Spindle Turning by
David Bartlett


The Auction



This is the
event that
keeps us
solvent.
Thank you to
all who
helped.



Jerry Darter looking for
something to help him
win next year's tomato



Almost 350
items to be
auctioned off.



Nothing and
no one got by
Janine Kurtz
and **Bud**
Schenke



Andrew Turner -
our
auctioneer again.



Rick
Bywater and
Dick
Woodhouse
discussing
who is bidding
on what.



Omara Ortiz
looking for pen
stuff - got it too.



But
DAAAAD
we really
need it.



Rick Bywater
provided the
panorama
photo



Dave Burks, while on a trip with his sons this summer, ran across the Chicago Stump. The General Noble Tree was a famous 19th century giant Sequoia who inhabited the Converse Basin area of Tulare County. Named for the Civil War general John Willock Noble, the record sized tree was cut down in 1893 for display at the World's Columbian Exposition in Chicago to show people how big sequoias were. They still didn't believe it. Today the sorry remains of the venerable big tree, known the "Chicago Stump," can be seen in the Sequoia National Forest (left).

Dave said that it was entirely too much wood for him to bring home.



Some of our members get pretty creative. You don't need special chucks, just some imagination. Do some off-set turning by changing the angle of the wood in the chuck. Make the cup first and then work toward the base. The Top Guys do more than tops. **Vergil Boyd** sure does.


Now the question is - Did he have his glasses on when he did this?

Made out of Plum.



Efi Kamara captured **Anthony Harris** concentrating on a somewhat large turning. It was a piece of Hackberry left over from the Liam O'Neill demonstration. It was just laying around in our shop and well... it was just waiting to be used. The finished platter is beautiful.

You too can use the wood we have in the shop.



Some people are thinking about Christmas already. Yup, believe it. There are ads already on TV and displays in stores. Here is a stocking stuffer for you. Get someone you care about a membership to the largest Woodturning Organization in the world. You can search their website to see all the benefits. They are not only individual benefits, but KCWT receives some from your membership as well. It is a win win for everyone.




Where to turn for Woodturning

- ✓ **AAW** is the organization with global membership that professionals and hobbyists turn to for inspiration, education and information about woodturning tools, techniques, projects, safety and more.
- ✓ **We're your source for expert, shop-tested materials.** As publisher of the *American Woodturner* journal, we offer practical and reliable educational resources for woodturners written by woodturners. Our books are available individually in soft cover or digital download, and as soft cover sets.
- ✓ **Join the AAW member community** and get six issues of *American Woodturner* annually, free digital downloads of special publications, and access to the largest collection of woodturning information anywhere in the world. What's more, you'll be able to tap into the expertise of more than 15,000 members globally who share your passion for woodturning.

AAW | AMERICAN ASSOCIATION
OF WOODTURNERS



Free digital download
with membership



Our newest
resource book



Expand your resources. **JOIN US.**
Woodturner.org or call 651-484-9094



Before Christmas there is Thanksgiving and we at **KCWT** have a great deal to be thankful for. The Auction was a success, the demonstrations we have had this year have actually made some money, we have full Saturdays at Open Turning and most of all, we have the greatest members of any organization. You are what makes us good. From the Officers and Board, thank you for all you do to make **KCWT** the grand organization it is.

Please support those who support us.



Woodcraft Supply
8645 Bluejacket Rd.
Lenexa, KS 66214
(913) 599-2800

Store Hours

Mon, Tues, Wed, Fri 9 am—7 pm
Thurs 9 am—9 pm
Saturday 9 am—6 pm
Sunday 9 am—5 pm

As a member of KC Woodturner, you receive a 10% discount except for on sale items and power tools. Make sure you present your KC Woodturner Card.

Craft Supplies
1287 E 1120 South
Provo, Utah 84606
1-800-551-8876



10% discount on lumber and supplies to all KC Woodturners Chapter members when you present your membership card!



Jeff Edemann offers KCWT members 10% off all items except sale items and power tools. Ask Jeff about any discount on power tools.

816-892-3398
800-456-2148
Fax 816-753-0250
3001 Southwest Blvd.
Kansas City, MO 64103-3616

KCWT BOARD

President

Larry Dice
913-269-6752

pres@kcwoodturners.org

Vice-President

Mike Thomas
816-835-0900
vp@kcwoodturners.org

Treasurer

Kevin Neelley
913-492-6522
treas@kcwoodturners.org

Secretary

Shaun Q. McMahon
913-831-4149
editor@kcwoodturners.org

AT LARGE

Mike Erickson
913-829-6534
Anthony Harris
913-648-2027
David Bartlett
816-331-5664

Efi Kamara
913-451-4511

Ex Officio

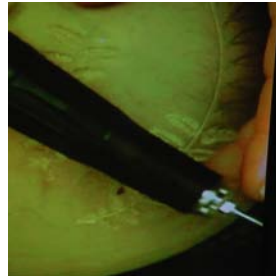

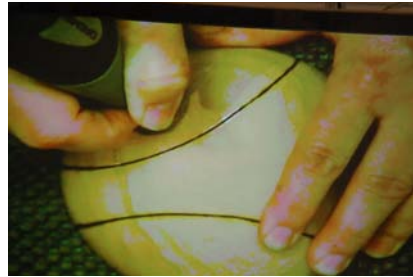
Norm Peters
913-226-0529



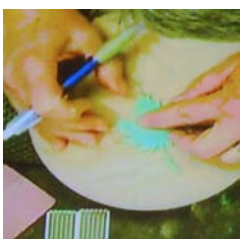
Dixie Biggs was with us on **Saturday** and Sunday 11/8-9. Saturday was an open demonstration and Sunday was the hands-on. We had about 40 show up for the demo on Saturday and there were 9 who took advantage of the Hands-On



She started by giving a history of her involvement with turning and getting started and developing her interests and techniques in surface decoration. She gets most of her inspiration from Nature as is highly evident in her work. She brought examples of her work and clearly demonstrated all the steps of her process. She uses a master Carver and Burner and, surprisingly, few tools.




She had most of the attendees in the palm of her hand, wrapped in attention. Of course there is generally someone who can't handle all the excitement. Others get distracted a bit.



Sunday, Hands-On The day was totally devoted to following the process that Dixie had demonstrated on Saturday. The first thing that happened though was that a modification needed to be made to one of the bits being used. It needed to be flattened in order to make the perpendicular walls of the carving. Even the instructor can get a bit distracted by “Battle Tops.” She learned something new that day as well.



After making the modification she demonstrated the process again. Making the drawing on the pieces of cherry prepared for the class by **Kevin Neelley**, everyone got to work. During that period of time, Dixie attended to everyone and gave one-to-one instruction. Everyone brought their own tools and for those who did not have the appropriate bits, she had some



She is a very organized instructor, full of energy, who is willing to take the time to make sure everyone is on the same page and progressing-learning.

The Meeting

Larry opened the meeting with a few announcements - December meeting, team competition, so bring your tools, we actually made some money with the Dixie Biggs training, and the Auction will make us solvent into the next year. He then introduced Dick Woodhouse who related that the Art Show at the Tomahawk Center is a real success.



The Challenge -

This month's challenge was based on last month's demonstration by **Mike Thomas** and **Rick Bywater**. It dealt with reverse turning and the vacuum chuck.



Mike Thomas completed the bowl he brought to the demo, **Jay Hansen** a inlaid potpourri box, **Rich McCartney** a holder for a calculator, **Don Gruis** a platter almost damaged by a vacuum chuck, **Richard Davis** some bagged reverse turnings, and **Don Grimes** a plate finished using a vacuum chuck. The Challenge, for review, is generally based on the demonstration and it is to encourage members to push their skills, to try things they have not tried previously, to become more competent in a skill starting to develop.

Show and Tell -

To continue with the review theme started above - Show and Tell presents the opportunity for members to bring in anything that they are working on, in any stage of development of finish, to relate their successes as well as failures, and to ask for any help that they need to progress in what it is that they are doing. It is for EVERYONE.



Dave Bartlett

Rick Bywater

Sue Bergstrand

Rich McCartney

Anthony Harris

The Demonstration

This month's demo was provided by **David Bartlett**. He always is willing to help us and, some may not know this, he is also the VP of the Northland Woodturners. He is looking for some demonstrators for their meetings. They are a very welcoming and appreciative group so even if you've never demonstrated before, please consider doing one there. It is a good place.




Kris Cohan



Turn between centers and there are a variety, use a spindle gouge or the dreaded skew (showed a number of cuts), beads and coves, and **LOTS OF PRACTICE.**



Bill Dean



Bill's memorial service will be Friday the 21st at 10:00am at Bethany Lutheran Church at 91st and Lamar, Overland Park KS. Visitation and lunch will follow.