

# WOODCHIPS



SEPTEMBER

[www.KCWoodTurners.org](http://www.KCWoodTurners.org)



## Irish Fest


Crown Center  
August 31 and Sept 1-2

Get your raffle tickets  
when you come into the  
meeting.

10/1/12  
Board Meeting

10/8/12  
Regular Meeting

Auction is  
coming on  
November  
10th



You start off with a big empty and add in a few helpers named **Bill Dean, Norm Peters, Larry Dice, Kevin Neelley, Galen Carter, Ryan Richardson, Mark Waugh, Bill Kuhlman, Shaun Q. McMahon, and Don Grimes**, and the next thing you know, things start happening.



A tent goes up,



stuff gets moved in,



and set up

Then the rain comes—we needed it desperately—but it could have waited till Monday at least. But nooooooo, it rained most of the day on Friday and half of Saturday. So...when that happens, what do you do?

### INSIDE THIS ISSUE

Irish Fest	2
Calendar	2
Meeting	3-4
Our iltern	4
Challenge	5
Show and Tell	6
Demo	8-10



Sit around talking and taking turns making things.



But when the rain keeps coming it can make for some interesting activities like having to move the site because the tent collapses. But our “guardian angel,” Paige O’Connor, steps in and we have another



location and another tent and all we have to do is move all our “stuff” to the new location. The Irish Fest volunteers step in with their electric cart and with all the help there that day, we make the move. In a short amount of time, we are all set up again. The sky, while cloudy, isn’t dropping water any more and pretty soon people are out and visiting the Irish Fest and we are able to do what we came there to do, demonstrate

and promote woodturning. For the next day and a half, that is exactly what we did.



Lots of people at our tent and plenty of opportunity to talk woodturning and the club.



Weekend evaluation? A total success.

## Club Events Calendar

Club events are held at 3189 Mercier, Kansas City, MO  
More information about calendar events and open turnings, please visit our website at [www.kcwoodturners.org](http://www.kcwoodturners.org)

### October

Challenge—a goblet or something with a captive ring  
Demonstration—Turned Toys by The Top Guys

### November

Challenge—a turned toy  
Demonstration—Whistle by David Bartlett  
10th—**Auction**—need help and donations

### December

Party time  
Challenge—a whistle  
Demonstration—membership



# MEETING

The meeting began with new members. Norm Peters grandson joined but could not be with us for the meeting as he had school the next day. The Top Guys participated in the Deanna Rose Farmstead fund raiser and sold a lot of tops. The money is given to the Farmstead to help with expenses. It will be very helpful if those who come to the open turnings will assist in cleaning up after their use is completed.

## Auction on November 10th

**We still need donations**



Stuart Brown of Tudor Woodworks visited and is wanting to sell woodturning in his shop. What better place to get it than from KCWoodturners. Those interested in selling can contact him at 913-481-9368

In every group there are some people who just need to hear that there is a need and they take action. **Bill Kuhlman** is one of those people. At an open turning not long ago, there was talk of the benefits of a tool rack, something that we could put all our tools in rather than have them laying around in one of the cabinets. We are on a bit of an “organization” kick. Ideas were batted about and Bill said “Heck I can make that.” Less than a month later, from stuff he had around his shop, he did have to buy a few things though, he presented the cabinet below to the membership at the September meeting. It will be gracing a wall in the shop and even if you don’t use the shop, please go back and see the beautiful work and gift that **Bill Kuhlman** gave to KCWoodturners. By the way, he also takes care of the membership cards in his spare time.



**Bill Kuhlman** also brought some information regarding where to get free stains and paint—Johnson County Hazardous County Facility which is off I-35 at Lamar. Paints and electronics can also be recycled there. An appointment needs to be made and you can make one by calling 913-238-6880. Brandon Hearn is the Senior Hazardous Materials Technician. In order to take stuff there you need to be a resident of JOCO but not to get stuff.

Metro Hardwoods is celebrating an Anniversary on 9/29. There will be a Bar-B-Q and other activities. Please support them as they do support us. The festivities are from 9-1 that day.

Just so that you know - we have an **AUCTION** coming up. It is November 10th and we need help and donations. Go through your shop and anything you aren't using or don't want—can become a much appreciated donation.



**Woodcraft Supply**  
8645 Bluejacket Rd.  
Lenexa, KS 66214  
(913) 599-2800

**Store Hours**  
Mon, Tues, Wed, Fri 9 am—7 pm  
Thurs 9 am—9 pm  
Saturday 9 am—6 pm  
Sunday 9 am—5 pm

As a member of KC Woodturner, you receive a 10% discount except for on sale items and power tools. Make sure you present your KC Woodturner Card.

**Craft Supplies**  
1287 E 1120 South  
Provo, Utah 84606  
1-800-551-8876



Jeff Edemann offers KCWT members 10% off all items except sale items and power tools. Ask Jeff about any discount on power tools.



816-892-3398  
800-456-2148  
Fax 816-753-0250  
3001 Southwest Blvd.  
Kansas City, MO 64103-3616

10% discount on lumber and supplies to all KC Woodturners Chapter members when you present your membership card!

## Meet our intern

A few months ago we received an email from a student at the Kansas City Art Institute. She wanted to know if we had an internship available as she was interested in turning, had a little experience through the school, but was wanting more. We didn't have any form of an internship but we explored the idea and we were able to start one with the KCAI and so KCWoodturners has another FIRST—an intern. She is coming to all the open turnings so come and meet her there. For those of you who are not taking advantage of the open turnings, you can meet her right here and now.



### Kim Davidson

I am a junior in sculpture and chose KCAI originally because of the fiber program, although I've always been interested in many different medias and switching to sculpture allowed me to use many processes and materials. I'm interested in casting, glass work, fiber arts and ceramics as well as woodturning. I have found that woodturning is by far my favorite process, and plan on using the skill for the rest of my life. I'm learning ways to refine my work in this internship and to push my pieces even further. In future works, I plan to use woodturning, wheel throwing, glass blowing, mold making and casting skills to create multi-media vessels.



# The Challenge

The Challenge this month was to make something that was segmented—taking after last month's demonstration on segmenting by **Kevin Nelley**.



**David Burke**, being one of the Top Guys, brought in a few of the segmented tops he has laying around. They were contained in a segmented bowl made of walnut and maple.

**Tony Giordano** has been practicing segmenting and brought a bowl of paduck, redheart, maple and cherry. Seems like practice is going well.



If you take nine pieces of wood—cherry and aspen, segment them together in the form of a wheel, cut grooves, stack them, get a hole in the center, turn them into a pattern, glue them, use a pen mandrel, and a scroll saw—not necessarily in that order, and then add a top and bottom, you end up with the Christmas ornament that **Bill Kuhlman** brought in. Whew!.

**REMEMBER** - The challenge is for everyone. Sure we have a tool as a prize but the tool is for participation, not for what the best piece is. Everyone can participate and the playing surface is level for everyone regardless of skill level. We all benefit from what you are doing and experimenting with and are delighted to see what you bring in. Don't have a lathe? We have plenty. Come to for the open turning sessions, socialize with some really interesting and talented people, get enthused about turning, and practice what you are interested in.



The question is, What do you do when you really like pepper? You make a pepper mill. But why make one that looks like so many other ones when you can make one that really stands out. **Bill Dean**, to practice for a larger one he wants to make, started the learning curve with a 3 foot tall pepper mill made from zebra wood, cut, glued together, following the design he was given. He finished it with sanding sealer and friction polish.

Now it is on to a 50 inch one he wants to make and it will have a larger base.

Way to go Bill. When you get the other one done we sure want to see it. You have set the standard pretty high. Sorry, that was really bad.

Using four pen blanks and practicing a technique he saw at one of the clubs demonstrations, **Shaun Q. McMahon** did an inside out turning. The wood is redheart, walnut, and a couple others that weren't labeled. The Christmas tree was made from green acrylic. It was finished with sanding sealer, Mylands wax and Renaissance wax.



Is it a short bowl or a plate? Whatever it is, it is beautiful and Don Gruis made it. Segmented and cut, glued, then turned over, and cut again. He needed to make a special, one of a kind jig, for the project. "It was really difficult making all the cuts exactly the same way." He completed the project by finishing it with polyurethane.

With six people participating in the challenge, the chances of winning the tool are pretty good as **David Burke** found out.

## Show and Tell



Ever seen a 5 leaf clover? Neither had **Rick Bywater** so he made one. Lots of work on the back—looks like lots of work on the front also.

I wondered if Bobby Fisher would play with this beautifully segmented set. **Steve Mehl** didn't make it for him anyway. Lots of walnut and he used a duplicator as well. Nice!







Mike Thomas's wife and daughters like spoons. The curved one is for his wife who has arthritis and can hold it better. He said that with practice he is getting better.

Efi Kamara made three really sharp lidded boxes he is taking to Israel when he visits soon. Somehow I missed them when taking pictures. Sorry Efi.



# AUCTION

Our biggest fundraiser for the year is fast upon us. **It is taking place on November 10th.** This is the activity which provides most of our operating expenses for the year. We need to raise a lot of \$\$\$\$\$\$ and to do that we need your help. Our dues do not cover all our expenses. Please look through your shop for those things that you no longer use but could be of some value to another. Ask friends you know if they have tools etc—you know what we can use— . Ask businesses you frequent if they can assist with a donation. Our ability to continue in a meaningful way depends upon our ability to continue to pay our expenses.

You can bring items to the club during open turnings and at the meeting. I bet, if you call someone on the board (LISTED BELOW) because you need something picked up, it will happen. We really need your participation.

That can happen by you giving and getting donations, but it can also happen by you helping the day of the auction. Make a plan to be involved for some period of time. It is a good time but there are things that need to be moved, to cars and trucks, things that need to be moved to the front so bidders can see, help setting up and taking down. We really do need your help. Thank you in advance.

# AUCTION

## Officers

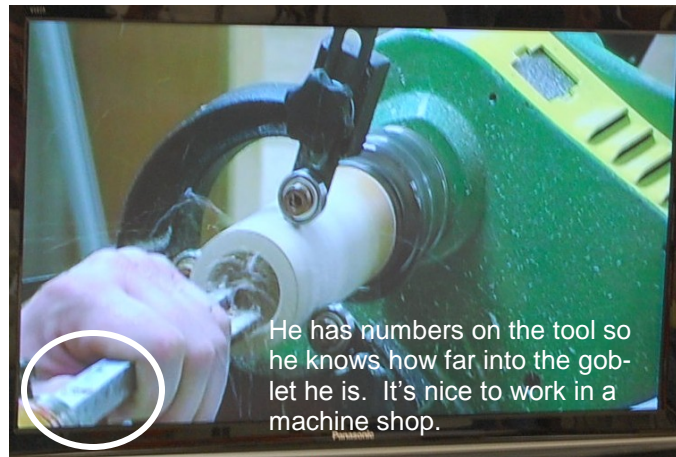
<b>President:</b> Norm Peters 913-226-0529 <a href="mailto:pres@kcwoodturners.org">pres@kcwoodturners.org</a>	<b>Vice-President:</b> Jerry James 816-322-3704 <a href="mailto:vp@kcwoodturners.org">vp@kcwoodturners.org</a>	<b>Treasurer:</b> Kevin Neelley 913-492-6522 <a href="mailto:treas@kcwoodturners.org">treas@kcwoodturners.org</a>	<b>Secretary:</b> Shaun Q. McMahon 913-831-4149 <a href="mailto:editor@kcwoodturners.org">editor@kcwoodturners.org</a>
--	---	--	---

## Board

Eli Kamara 913-451-4511	Bill McGoldrick 913-565-0392	Mike Erickson 913-829-6534
----------------------------	---------------------------------	-------------------------------

# Demonstration

**Galen Carter**, been turning a little while. Started just before we moved into our current spot. Does his turning at Open Turning and drives in from Lawrence to do it. He likes to turn goblets. He also likes to help with things like The Irish Fest and the KCWoodturners and he is running for the Board this year. This was the first time he's done a demonstration and he agreed to show us what he does to get the kind of goblets he likes to turn.









The steady rest is to stabilize the wood while he hollows out and finishes the inside of the goblet. He bores a hole to start the inside hollowing process and uses tape on the bit so he knows when to stop drilling the hole. "When hollowing make sure that the too doesn't go too far out from the tool rest else you will get chatter—that's a sign to move the tool rest in more." He uses a side scraper and a sanding disc to smooth out the inside walls. The depth of the cup on this goblet is going to be about 2 1/2 inches.

Then he puts the tail stock back on. He puts tape on the cone so as not to burn the wood. Then measures 3 inches from the lip of the goblet and marks where he will start to turn the stem. He then moves to the foot and measures where he will cut the captive ring and makes a bead with a cove on each side and then starts to cut the ring out.



He uses a special captive ring cutter that is adjustable and has a coupled cutters that can be used with it. He originally bought it so that he wouldn't have to buy all the other ring cutting tools—to save money. He has since used the "other tools" and said that he actually prefers to use them.





He likes to put some texturing on the goblet rather than leave it plain and he then demonstrated how he does that.

He uses a Sorby tool. He made his own handle for the texturing tool because it came with a very short handle and he felt better with a more substantial handle.

The head of the texturing tool can be turned various ways so that different effects can be made.

His work was very popular at the Irish Fest.

For a first time demonstrator, he did a very good job. One of the things that we want to do at KCWoodturners is to display the talent and the interests that members have. Demonstrators don't have to be expert turners. They have to be interested in what they do and willing to share that with the rest of the membership. Galen did just that. Thank you very much.

So...those of you who have yet to do a demonstration—we certainly want to see what you have been doing and everyone has something to share. You can let anyone on the board know that you'd like to do a demonstration. The members of KCWoodturners have a reputation for being encouraging and supportive. We'd like to have you demonstrate. Decide what you want to show— bottle stopper, pen, plate, bowl, picture frame, earrings, medallion, Christmas ornament, inside out something-or-other, how to make chips, tool, jig, or something nobody has ever seen—like a three chambered pipe— and then let us know so that we can get you scheduled.