

Woodchips 2012



JUNE

www.KCWoodTurners.org



Reminders

Get your raffle tickets
when you come into the
meeting.

Please accept my apologies for not getting out a June Woodchips. A Radio Shack thumb drive induced computer crash made it impossible. After a number of tries at rehabilitation and some other strategies, the only one that was going to work was getting another computer. That has been accomplished and this brief make-up edition comprises the pictures that would have appeared. More news and content will be in the July issue which will appear shortly.
Shaun Q. McMahon, Editor

Maker Faire



The Top Guys—**Jerry Darter, Edd Maxwell, David Burks, and Vergil Boyd.** They were there for a number of hours each day and, because of their efforts, **KCWT** actually made some money at the event.



David Blair explains the intricacies of segmented turning to some of the many people who visited our booth. Most admired the segmented turnings and bowls but saw the beauty of pens, Tops, and Christmas ornaments as well.

INSIDE THIS ISSUE

Maker Faire Party 2-3

Open Turning 3

Show and Tell 4

Challenge 4-5

Demonstation 6-7

AAW News 8



Efi Kamara turned his first top in front of a couple very interested visitors.



Kevin Neelley is preparing to turn something that isn't segmented. A lot of risk taking by helpers.



Don Grimes and **Judy Chestnut** were major helpers and each manages to sell a couple pieces as well.



Mike Erickson started turning a lidded box in front of some interested onlookers. He may have even finished it.



Bill Kuhlman has some fun explaining aspects of woodturning to a couple and later he managed to turn a couple mushrooms which he sold.

David Bartlett tried to answer the age old question that has stumped people for hundreds of years—"Just how many captive rings can a woodturner put on a piece of wood anyway?"





We tried to get him interested in wood-turning but he had other ideas of what his interests were.



He's already interested and shows up on Saturdays to turn.

Many thanks to all who helped with The Maker Faire including **Bill Dean** and **Jerry James** who were camera shy. We all learned a great deal from our first appearance in the Faire. Hopefully we will be able to implement our newly acquired knowledge in the Faire next year. So...start planning.

Saturday Open Turning



Show and Tell

There may or may not be a Geni in the bottle but it certainly seems like their could be. Only **Kevin Neelley** knows.




John Burrig and some explosive pen making.



A lidded box.

Anthony Harris, who is the demonstrator for July, shows a box with a threaded top—naturally aeromatic red cedar box. Needed it to dry so he put it into two paper bags and left it for a year. It was the softest wood he ever tried to turn threads into.



He is going to show how to do this in his August demo. This piece is 15 years old and still in great shape.



Jim Reynolds and his tornado shakers



Woodcraft Supply
8645 Bluejacket Rd.
Lenexa, KS 66214
(913) 599-2800

Store Hours
Mon, Tues, Wed, Fri 9 am—7 pm
Thurs 9 am—9 pm
Saturday 9 am—6 pm
Sunday 9 am—5 pm

As a member of KC Woodturner, you receive a 10% discount except for on sale items and power tools. Make sure you present your KC Woodturner Card.

Craft Supplies
1287 E 1120 South
Provo, Utah 84606
1-800-551-8876



Jeff Edemann offers KCWT members 10% off all items except sale items and power tools. Ask Jeff about any discount on power tools.



816-892-3398
800-456-2148
Fax 816-753-0250
3001 Southwest Blvd.
Kansas City, MO 64103-3616

10% discount on lumber and supplies to all KC Woodturners Chapter members when you present your membership card!



Bill Kuhlman showed a number of puzzles he made with lidded boxes part of them. "My neighbor burns my mistakes in the winter."



Bob Davis brought one of his patented miniatures—a very expensive tooth box having something to do with **Mary** and a trip to the dentist.



Jim Reynolds brought two lidded boxes.



Stuart Shanker—our demonstrator for the month— brought an example of what he is going to demonstrate. It is an embellished lidded box—using pyrography.



Don Gruis. Really a band saw project—segmented with a try at a finial.

Demonstration

We were treated to a very informative, interesting and fast paced presentation on embellishments by **Stuart Shanker**.



He began with a PowerPoint presentation containing references and pictures of embellished turnings done by “masters” at Arrowmont.”



As well as some of his own beautifully embellished turnings.



First why embellish? – “What can I do to enhance or ruin this piece” “Because I can and why not?” He used other people to help him improve ie. Arrowmont—and he also learned a lot from other club members. Many master woodturners embellish in some way – carving or texturing. Using an air tool on a lathe mounted piece and you can end up with something that looks like this...


Tools – flexible tape, homemade marking devise, tooth brush, burning tools, Things you already probably have around the shop




His presentation focused on presenting techniques that others often think are difficult but he sees as rather simple and he clearly made all the techniques available to anyone who wants to do some surface embellishment.




Use painters tape then metal tape, needle scaler, a reciprocating carver with a very dull nail. (previous page) Best if even number of squared, make marking jig



Using a homemade jig, he demonstrated how to mark out a turning for texturing



Use a practice board to make the marks you are thinking about. Make sure you use the same wood you are using for the project.



Surface embellishments – make a pattern in wood by carving and/or using a bandsaw, wire brush on a drill, and it can be painted either first or later depending on the design you want – then sand off the paint. Safety tip. If you are going to use the bandsaw technique – use a steel glove.

Use a holding devise so that you have both hands behind the tool you are using. You can buy a Mark St.Ledger carving stand. Or, you can make the stand rather than buy one – like woodturners do. Why buy what you can make. Harbor Freight here we come.



AAW NEWS

It's all about the Chapter!

By Kurt Hertzog

When you think about your journey in woodturning, it probably started simply enough. The 7th grade woodshop class was the beginning for many of us. For others it might have been the Freedom Pens at Woodcraft, Rockler, or other retailer. Often it is a turning demo at the county fair by one of the local chapters. Perhaps it was a neighbor, friend, or family member. Regardless of how you got hooked on woodturning, your point of contact with the AAW is usually through your local chapter. Being a chapter member is a key benefit of being an AAW member.

With 14,500 members and 350 plus chapters, the AAW has the Saint Paul offices and staff as a focal point. However, that focal point exists only to serve the chapters and members. It is a communications hub. The whole purpose is to keep the membership and chapters supported. The flow of programs, information, and services to the membership and chapters is the entire focus of the Saint Paul staff.

When you think of your own reason for woodturning, whether it be for relaxation, a part-time hobby/business, or a full-time occupation, give some thought to those who've helped you along the way. Remember the demonstrators at your local chapter? Your mentor at your club? The classes you took along the way? If you've received from others along the way, are you giving back? When was the last time you volunteered to do a demonstration? Don't use the excuse about your skill level. Everyone has skills to share. What about serving in office? Every chapter is in need of officers, demonstrators, and helpers.

My suggestion is that you get involved with your local chapter. Find ways to give back a little. Submit an article to the newsletter or webmaster. Offer to run for office. Volunteer to do a demo. If you can't demonstrate, at least pick up a broom after the demo. Help make coffee. Whatever your expertise is, chances are it is needed and will be of value. Often, it is just a helping hand that is truly appreciated. Perhaps you could help the club meeting volunteer bring things in from the car.

Woodturning is all about sharing. Unlike what happens in many other crafts, it is a rarity when a woodturner won't share his or her ideas, expertise, techniques, sources, and anything else you might inquire about. There is so much giving in woodturning that it is truly unique among hobbies, crafts, professions, or in whatever category you place it. What can you share? Figure out what it is and step forward. Trust me, you'll always get back far more than you give. The question really is "What can you do to support your local chapter?" Ask. Talk to the members, officers, or volunteers. There usually isn't any shortage of needs. You need only to ask.

Work is underway to realize the inspirational "Virtual AAW" vision described by Stan Wellborn in his March Board message about the new AAW website project. The existing website has served us extremely well. Created and maintained over the years by AAW members, it receives more than 70,000 page views every month. As rapidly as technology is changing around us, we, too, need to adapt to growing demand for new ways to improve communication and share information.

Access to information and the open exchange of ideas are central to the AAW mission. Our goal, simply stated, is to offer AAW members the world's largest searchable source of woodturning information and resources, and to offer the convenience of choosing how to access it among the growing array of digital devices.

The website project is in the early assessment stage and we are generating a growing list of improvements and new content ideas. Progress will accelerate over the summer and we will keep you informed along the way.

With the promise of more information, new capabilities and a new look there is also the promise that some things will remain as they are. We want to communicate with every member in a manner that is valuable and relevant to him or her. We will enhance, not replace, the experience of personal service, retrieving a copy of American Woodturner from the mailbox, and a friendly voice on the other end of the phone.

Phil McDonald
Operations Director