

WOODCHIPS

2019

Volume 25
Number 5



www.kcwoodturners.org

June Challenge

Turn a wall button, or add texture to a woodturning.

Check the Silent Auction
when you arrive

June Demonstration

KCWT 25th Anniversary Meeting!! Early club members will talk about why they joined KCWT and how the club has changed.

The Demonstration



Rick Bywater demonstrated making wall buttons. A wall button is just what it sounds like, a big decorative button that hangs on a wall. Rick said that if you know anybody that sews, they will like some wall buttons. Rick spent the first half of his time in explaining how to turn a wall button. He uses a faceplate with double-stick tape and the tailstock to hold the blank as long as possible, turning the rounded edges and facing off the button. Then, Rick removes the tailstock to finish off and sand the button. He uses all sorts of wood for the buttons, also different sizes, to make a button wall grouping more pleasing to the eye.

The second half of Rick's demo consisted of instructions about texturing and surface finishing buttons. This part of his talk is applicable to any woodturning. Rick likes to use a needle scaler he bought at Harbor Freight. A needle scaler is an air-powered

tool that was designed to remove welding slag but it obviously has other uses, such as texturing. The “needles” are removable. Rick rounds the end of the needles so they are not as aggressive on the wood surface. Other people in the audience said they will sometimes use only a few of the needles, depending on the effect they wanted. Rick demonstrated using the scaler on his test wall button. It only took a few seconds to get the right effect.




Next, Rick demonstrated how he uses milk paint on the roughened wall button surface. He buys his milk paint at Woodcraft. Rick likes using milk paint because there seems to be an unlimited number of colors, covers nicely, and it is removed easily if necessary. Rick demonstrated painting the surface of his demo wall button and said that, when the paint has dried, he will lightly sand the paint surface to get an antique effect.



The April Challenge was to turn an egg cup, a goblet or an egg. (our May club demo was an egg cup race by a dozen brave members)



Anthony Harris



Chuck Levenson




Jack Karstens



Jeffrey Bollman







Kevin Turk



Kris Coyan




Mike Thomas



Sue Bergstrand



There are a lot of benefits to Show and Tell. The most obvious is that we get to see what members are working on. It gives members an opportunity to show off, to show problems and ask for help. It gives everyone practice and get comfortable speaking in front of a group. Knowing we are showing our work changes our approach to it. It also gives meaning to the work we do and promotes experimentation. The presenter is teaching the rest of us their challenges and techniques. Participate....it benefits us all.



Chuck Levenson made these porcupines or hedgehogs. Maybe they are toothpick holders.



A guy showed up at David Stalling's front door with a huge big leaf maple burl in the back of his pickup. Lucky David. Beautiful wood. David used a coring tool to maximize the useful wood from the burl.

Don Frank specializes in fish taxidermy. It makes sense that he would carve a fish scene into his big turning. I wonder how he hollowed it out?



Mike McReynolds turned these interesting objects, called femispheres. He said they have no function except they were very difficult to turn. Nice job!



Tony Giordano had a good time making these three platters. Beautiful wood.

Perry Walters turned these two nice bowls from some local wood. Good job, Perry. Wish I would have remembered to take your photo for this newsletter. Remind me next time you see me.



UPcoming EVENTS



The annual **PotLuck Picnic** is scheduled for Saturday, June 15th at Shawnee Mission Park in Shelter House #6. There is a map to the shelter house on our website. The club provides hamburgers, hot dogs and the fixins. Members bring something to share and their preferred soft drink (no alcohol allowed at the park)



The **Maker Fair** is coming to Kansas City Union Station on June 22nd and 23rd (Saturday and Sunday). Your club has had a booth at the Faire since the first Maker Faire, when almost all of the booths were 3D printers. Now, there is a myriad of different Makers but very few 3D printers. The KC Woodturners will take our new small lathe and make small items to show KC what woodturners can make. Any club member can demonstrate at this event. You don't need to be an AAW member. We will need the help. A signup sheet will be circulated at the June KCWT meeting. If you can help as a Helper or a Demonstrator, please sign up.

The **KC Irish Fest** is three days on Labor Day weekend. Event dates are August 30-31 and September 1.



Yes we need to start thinking about the Irish Fest. The Irish Fest Committee Committee has already started their advertising by selecting the Irish Cow that will represent the 2019 Irish fest.

Remember, it takes place over the Labor Day Weekend and we will need a lot of help to cover 30b hours of participation and a few hours of set-up and take-down.

This year, because of a change in our insurance, those who are not members of the AAW WILL be able to turn at the event.

Please set aside the time to help out - we really do need YOU.

June Silent Art Auction

KC Woodturner Sue Bergstrand has donated one of her woodturned art works to the KCWT June 10th 2019 Silent Art Auction. See the photos and description below. This is the thirteenth Silent Art Auction and we will have one at every regular KCWT meeting. Each month, there will be a Silent Art Auction with a piece donated by a different KCWT artist. Between meetings, the donated piece will be stored in the glass display case in the clubhouse common area. This sale supports your club and will hopefully be a great way to get member woodturnings into the hands of other members and the community.

Pre-auction bids can be made before the April meeting by email to <mailto:treas@kcwoodturners.org>. The highest pre-auction bid will be posted on the KCWT website in the sidebar area. Bids will be shown as \$ amount and the last four digits of the bidder phone number.



Artist: Sue Bergstrand

Title: Claro walnut potpourri holder with enameled lid



Wood Used: Claro walnut

Dimensions: 3-5/8" diameter x 3-1/2" tall

Description: The porcupine holder base was turned from claro walnut. The lid was formed from copper, silver foil and gold foil and enameled.



All the information you need for the Symposium is on the AAW web site - woodturner.org

Please check our website (www.kcwoodturners.org) often and consider it your source for the most current information about club activities and events. It is also becoming a comprehensive resource for all things woodturning. Bookmark it on your computer and create an App on your smart phone for quick, easy access anytime.



Keep Turning with the AAW

World Wood Day 2019, took place in Austria, March 19-23. The theme of the event was "Change" to emphasize the need to make changes for an eco-friendly and sustainable future. World Wood Day programs included an academic symposium, live music and concerts, design projects, a tree-planting ceremony, and public activities such as wood crafts and folk art workshops for all ages.

Kansas City Woodturners Board

President
Mike Thomas
816-835-0900
pres@KCWoodturners.org

V. President
Kris Coyan
913-579-9152
vp@KCWoodturners.org

Secretary
Shaun Q. McMahon
913-908-0245
editor@KCWoodturners.org

Treasurer
Kevin Neelley
913-424-5691
treas@KCWoodturners.org

At Large Board Members

Ann Mellina
817-905-2040

Jerry James
816- 322-3704.

Howard Russell
913-851-1752

Sue Bergstrand
816-363-5465

Anthony Harris
913-648-2027

Please support those who support us.



Woodcraft Supply
8645 Bluejacket Rd.
Lenexa, KS 66214
(913) 599-2800

Store Hours
Mon, Tues, Wed, Fri 9 am—7 pm
Thurs 9 am—9 pm
Saturday 9 am—6 pm
Sunday 9 am—5 pm

As a member of KC Woodturner, you receive a 10% discount except for on sale items and power tools. Make sure you present your KC Woodturner Card.

Craft Supplies
1287 E 1120 South
Provo, Utah 84606
1-800-551-8876



Jeff Edemann offers KCWT members 10% off all items except sale items and power tools. Ask Jeff about any discount on power tools.



816-892-3398
800-456-2148
Fax 816-753-0250
3001 Southwest Blvd.
Kansas City, MO 64103-3616

10% discount on lumber and supplies to all KC Woodturners Chapter members when you present your membership card!