

WOODCHIPS - 2014



May



REMINDER

Get your raffle tickets when you come into the meeting

June Challenge
a mushroom

June Demo
Kris Coyan is going to be demonstrating bottle stoppers

Larry Dice started by reminding everyone that the Maker Faire and the Irish fest are coming up and that we will be turning bottle stoppers for both events. We also have the JOCO Art Fair starting in October. June 14th is the club picnic at Shawnee Mission Park, Shelter #7 - 8:00AM to 10:00PM. **KCWT** will provide the meat and please bring your finest potluck dish.



The Challenge - a bowl on a bias based on April's demo by David Bartlett



Rick Bywater



Mike McReynolds



Mike Gonzales



David Burks



Tony Giordano



Ed Jaszczak



Efi Kamara



Bill Kuhlman

SHOW AND TELL

We had tremendous participation in Show and Tell this month. Probably helped by the cool to cold weather enabling members to enjoy their shops more. Whatever the reason, we were certainly gifted with a tremendous variety of turnings. Thank you all.



Bill Kuhlman made a cherry sphere on which he made a lot of decoration using a cup chuck. Three coats of brush-on laquer for the finish.



He spalted the Maple by taking a log and sticking it in a black bag for six months. Then **Rick Bywater** produced this apple with a threaded stem.



Off season at Arrowmont enabled **Bob Speier** to get away from segmenting long enough to make these spheres.



Using a piece of Maple, **Jim Lambie** turned this item after coming in for a class a couple weeks ago.



He likes to make things for his sister for Easter. This is a little belated. **Kent Townsend** made it from hard Maple and painted with laquer.



Darrell Agee used spalted Silver Maple to make this piece. He used some sanding sealer to support some of the soft areas and it worked.



Trying to learn hollow forms and breaking law #3, this size worked better. **Stuart Shanker** hand carved the handle for the cherry top.



Bobbie Cohan first turned the bowl about three months ago and finished it recently-pretty thin-then made a pen and pencil set for his mother.



Not to be outdone by his son, **Kris Coyan** made a sea urchin ornament and developed a pretty unusual method of displaying it



Mike Erickson made a door stopper (light color) - idea in AAW magazine and also made a plate from wood we had in the shop. When does a plate become a platter?



Scott Engleman made a fairly large bowl out of box elder from the best wood available - free. The largest he ever turned.



Threaded, of course, these are used to carry tobacco.

Anthony Harris cuts some of the thread off the top and cuts around it and the tobacco doesn't come out.



It was worth taking his time for the glass insert to fit so well in the ash vase **Shaun Q. McMahon** had his wife for Mother's Day

Those who participate in the Challenge and in Show and Tell enrich us all by what they bring in. This participation, hopefully, inspires us all to participate and share our learning, our skill, our creativity, our mistakes, our frustrations, and our successes with a group that absolutely appreciates what we do. The more who participate the better our meeting are.

KCWT BOARD

President

Larry Dice
913-269-6752

pres@kwoodturners.org

Vice-President

Mike Thomas
816-835-0900
vp@kwoodturners.org

Treasurer

Kevin Neelley
913-492-6522
treas@kwoodturners.org

Secretary

Shaun Q. McMahon
913-831-4149
editor@kwoodturners.org

AT LARGE

Mike Erickson
913-829-6534

Anthony Harris
913-648-2027

David Bartlett
816-331-5664

Ex Officio

Norm Peters
913-226-0529

Please support those who support us.



Woodcraft Supply
8645 Bluejacket Rd.
Lenexa, KS 66214
(913) 599-2800

Store Hours

Mon, Tues, Wed, Fri 9 am—7 pm
Thurs 9 am—9 pm
Saturday 9 am—6 pm
Sunday 9 am—5 pm

As a member of KC Woodturner, you receive a 10% discount except for on sale items and power tools. Make sure you present your KC Woodturner Card.

Craft Supplies

1287 E 1120 South
Provo, Utah 84606
1-800-551-8876



Jeff Edemann offers KCWT members 10% off all items except sale items and power tools. Ask Jeff about any discount on power tools.



816-892-3398
800-456-2148
Fax 816-753-0250
3001 Southwest Blvd.
Kansas City, MO 64103-3616

10% discount on lumber and supplies to all KC Woodturners Chapter members when you present your membership card!

Thank you to **Bob Speier**

'Ol Farts at Arrowmont

Will it was our second trip to Arrowmont for a week of nothing but turning and camaraderie and must add we had a great time. Arrived on Sunday and got settled



in the dorm and then went to the Turing Studio and setup for Monday Morning. Dale Larson provided us with about 20 rough turned bowl blanks that we turned for Empty Bowls for the AAW Phoenix Symposium We turned about a 100 other bowls, platters, lidded boxes, hollow forms and the like for 5 days.

Arrowmont has a wide variety of lathes to choose from and all in pretty good shape. They supply tools if needed but we all took our shops with us afraid we might miss something. We also took all the wood we could possibly turn and then some. One of the fellows took his vacuum chuck setup which we left hooked up on one of the lathes, a big help. If you forgot something all you had to do was borrow it from someone else.



One of the great things is that the campus is empty of other students and artist. Gatlinburg was almost empty as well. When not tuning we all sat on the varanda smoked cigars, drank adult beverages and look out over the campus and Gatlinburg. One afternoon we watched employees building a kiln for the clay classes starting the first of May. They spent a lot of time moving brick from a pallet to the site where the kiln was being assembled. That evening after a few adult beverages we decided to put the brinks back on the pallet and watch their expression the next morning.....thought about it but didn't do it. Had a huge laugh on that one.




Larry Settle provided the following link for those interested in threading. It certainly provides a different perspective. If it doesn't work when you click on it, copy and paste into your browser. It is worth the look. <https://www.youtube.com/watch?v=Qn5v2MX9Wp8&index=2&list=FLKFVEdcXsFm44gMI7SpbDJwI>

DEMONSTRATION

This month the Demo was provided by **John Veerkamp** who showed how to make mushrooms.





He saw an article in the AAW magazine about a year and a half ago regarding turning mushrooms. And, like a good turner, tried it and then started making changes that worked better for him. In this demo he used Scotch Pine. He likes it because the branches go all the way to the pith. John starts off with the piece between centers and uses a chuck step drive so after making the tenon he just removes the step center and sets the wood into the chuck. He turns the tenon on whatever end he decides will be the top of the mushroom.



One of the nice things about this project is that you can continually change how you envision the orientation - until you finally decide which is going to be the top.





After making the top and cutting it up inside, he hollows out the stem. After parting it off, he makes a jam chuck with a ridge and reverses the turning so that he can finish off the top. The ridge on the jam chuck is used to hold onto the tape he applies to hold the piece on.



FOR SALE

Sears Craftsman 12 Inch Wood Lathe #2

This lathe was used for sanding and polishing by the former owner and that was my intended use as well. Included is a small tool rest for turning and 2 motors. No belt, this is determined as to how you mount it.

Price- \$125.00

To contact seller David Windsor dwindor35@gmail.com

